



# GAME-ON

## 2012 | RED WOLVES

### ARKANSAS STATE SPORTS INFORMATION

MAIN PHONE NUMBER: 870-972-2541 • FAX: 870-972-3367  
MAILING ADDRESS: P.O. Box 1000, State University, AR 72467  
OVERNIGHT ADDRESS: 217 Olympic Dr., Jonesboro, AR 72401  
Assistant AD/Sports Information Director: Jerry Scott  
jscott@astate.edu • 870-972-3405 (office) • 870-243-6021 (cell)

2011 SUN BELT CONFERENCE CHAMPIONS • 2012 GODADDY.COM BOWL • 2005 NEW ORLEANS BOWL

#### ARKANSAS STATE QUICK FACTS

**Location:** Jonesboro, Ark. (67,263)  
**Enrollment:** 13,900  
**Nickname:** Red Wolves  
**Colors:** Scarlet and Black  
**Stadium:** Liberty Bank Stadium (30,406)  
**Playing Surface:** GEO Surfaces Field Turf  
**Conference:** Sun Belt  
**Head Coach:** Gus Malzahn (Henderson State, 1990)  
**Record at ASU (Years):** 1-2 (1st year)  
**Overall Record (Years):** Same  
**Assistant Coaches:**

Offensive Coordinator/Quarterbacks . . . Rhett Lashlee  
Arkansas, 2006 (1st year at Arkansas State)  
Defensive Coordinator/Linebackers . . . John Thompson  
Central Arkansas, 1978 (1st year at Arkansas State)  
RB/Special Teams Coordinator . . . . . Eliah Drinkwitz  
Arkansas Tech, 2004 (1st year at Arkansas State)  
Offensive Line . . . . . J.B. Grimes  
Henderson State, 1977 (1st year at Arkansas State)  
Cornerbacks . . . . . David Gunn  
Arkansas, 1987 (11th year at Arkansas State)  
Safeties . . . . . Brandon Hall (booth)  
Oklahoma, 2000 (1st year at Arkansas State)  
Defensive Line . . . . . Kenny Ingram  
Arkansas State, 1999 (1st year at Arkansas State)  
Tight Ends . . . . . Dean Jackson  
Wichita State, 1981 (1st year at Arkansas State)  
WR/Recruiting Coordinator . . . . Casey Woods (booth)  
Tennessee, 2006 (1st year at Arkansas State)

#### 2012 ARKANSAS STATE SCHEDULE/RESULTS

Sept. 1	at No. 5 Oregon (ESPN)	L, 34-57
SEPT. 8	MEMPHIS (ESPN3.com)	W, 33-28
Sept. 15	at No. 24 Nebraska (ESPN2)	L, 13-42
SEPT. 22	ALCORN STATE (ESPN3.com)	6 p.m.
SEPT. 29	WESTERN KENTUCKY* (ESPN3.com)	6 p.m.
Oct. 4	at Florida International* (ESPNU)	6:30 p.m.
OCT. 13	SOUTH ALABAMA**	6 p.m.
Oct. 23	at UL Lafayette* (ESPN2)	7 p.m.
Nov. 3	at North Texas*	4 p.m.
NOV. 8	LOUISIANA-MONROE* (ESPNU)	6 p.m.
Nov. 17	at Troy*	2:30 p.m.
DEC. 1	MIDDLE TENNESSEE*	2 p.m.

\*SBC game \*Homecoming All Times Central

#### 2012 ALCORN STATE SCHEDULE/RESULTS

Sept. 1	vs. Grambling State*	W, 22-21
Sept. 8	at James Madison	L, 3-42
SEPT. 15	UAPB*	L, 6-24
Sept. 22	at Arkansas State	6 p.m.
SEPT. 29	ALABAMA STATE*	2 p.m.
OCT. 6	SOUTHERN*	2 p.m.
Oct. 13	at Alabama A&M*	1 p.m.
Oct. 20	at Prairie View A&M*	1 p.m.
Nov. 3	at Mississippi Valley State*	1 p.m.
NOV. 10	TEXAS SOUTHERN*	2 p.m.
NOV. 17	JACKSON STATE*	1 p.m.

\*SWAC game All Times Central

**RADIO:** . . . . . EAB Sports Radio Network  
Matt Stolz (play-by-play), Bill Keedy (analyst)

**TELEVISION:** . . . . . ESPN2  
Brock Bowling (play-by-play), Forrest Conoly (analyst)

#### 2012 ASU TELEVISION SCHEDULE:

Sept. 1 at Oregon	ESPN
Sept. 8 vs. Memphis	ESPN3.com
Sept. 15 at Nebraska	ESPN2
Sept. 22 vs. Alcorn State	ESPN3.com
Sept. 29 vs. Western Kentucky	ESPN3.com
Oct. 4 at Florida International	ESPNU
Oct. 23 at Louisiana-Lafayette	ESPN2
Nov. 8 vs. Louisiana-Monroe	ESPNU



#### GAME 4: Arkansas State (1-2) hosts Alcorn State (1-2)

September 22, 2012 • Liberty Bank Stadium

Jonesboro, Ark. • 6:00 p.m.

**Radio:** EAB Sports Radio Network (107.9 FM, flagship)

**TV:** ESPN3.com

**LIVE STATS:** AStateRedWolves.com, TapStats



**ON TAP:** The Arkansas State football team will carry a seven-game home winning streak into its final non-conference outing of the regular season Saturday, hosting FCS member Alcorn State at 6 p.m. on ESPN3.com. Every A-State game can be heard live on 107.9 FM in the Jonesboro area and the live radio broadcast can be accessed through the Arkansas State athletic Web site (AStateRedWolves.com).

### BY THE NUMBERS . . .

- 1 ASU's 2012 recruiting class was ranked No. 1 in the Sun Belt by Rivals, ESPN.com, Scout and 247Sports.com.
- 1 reception needed by **Taylor Stockemer** to become the sixth player in school history to record 100 catches.
- 2 ASU was picked to finish second in the preseason Sun Belt Coaches Poll with 85 points and 2 first-place votes.
- 2 touchdown passes needed by **Ryan Aplin** to become ASU's career leader in the stat.
- 3 touchdown receptions needed by **Taylor Stockemer** to become ASU's career leader in the stat.
- 3 field goals needed by **Brian Davis** to become ASU's fifth all-time leader in the stat.
- 3 ASU players named to the Blue Ribbon Preseason All-Sun Belt Conference Team.
- 4 ASU players named Preseason All-SBC, including **Ryan Aplin**, **Josh Jarboe**, **Zack McKnight** and **Don Jones**.
- 4 of the last seven seasons have seen Arkansas State achieve bowl eligibility with at least six victories.
- 5.5 games improved from 2010 to 2011 by the ASU, giving it a tie for nation's second biggest turnaround in 2011.
- 6 ASU players named to Athlon's Preseason All-Sun Belt Conference team.
- 7 game home winning streak by the Red Wolves.
- 7 consecutive winning seasons at Liberty Bank Stadium, including a 6-0 mark in 2011.
- 8 A-State games are currently scheduled to be televised by ESPN, ESPN2, ESPNU or ESPN3.com.
- 8 game conference winning streak currently held by ASU, which is tied for the longest in the nation with NIU.
- 8 ASU players named to CollegeSportsMadness.com Preseason All-Sun Belt Conference Team.
- 8 **Brian Davis'** national rank in field goals made (2.0 per game)
- 9 points needed by **Brian Davis** to take become ASU's sixth all-time leader in points by kicking.
- 9 of the last 10 years the football team has won the Sun Belt Conference Team Academic Award.
- 12 A-State players named to *Phil Steele's* Preseason All-Sun Belt Conference Team.
- 13 receptions by **Josh Jarboe** against Oregon, tying the most in ASU history.
- 11.5 Rocky Hayes' average per rush this season (10 carries for 115 yards).
- 17 combined single game, season and career school records held by **Ryan Aplin**.
- 20 **Ryan Aplin's** national rank in total offense (297.0 yards per game).
- 22 seniors on the 2012 roster, including 12 redshirt seniors.
- 24 **Josh Jarboe's** and **J.D. McKissic's** national rank in receptions per game (6.7 avg.).
- 29 ASU's national rank in total offense (478.3 yards per game).
- 33 consecutive games with a reception by **Taylor Stockemer**, the second most in the nation.
- 34 yards needed by **Taylor Stockemer** to take over fifth place at ASU for career receiving yards.
- 37 **David Oku's** national rank in rushing yards (96.0 ypg).
- 51 returning lettermen on the 2012 A-State team, including 6 starters on offense and four on defense.
- 98 plays ran by the A-State offense against Memphis -- the most by an ASU team since 1975.
- 153 yards needed by **Ryan Aplin** to take over second place for career total offense in Sun Belt history.
- 300 yards or more of total offense recorded by ASU in 26 of its last 28 games.
- 500+ yards of total offense recorded by A-State in two of its first three games.
- 21,257 was ASU's school-record average home attendance last season.

### ARKANSAS STATE GAME WEEK MEDIA SCHEDULE

Mon., Sept. 17 . . . . . Sun Belt weekly teleconference begins at 10:30 a.m. (Coach Malzahn at 10:44 a.m.).  
11:30 a.m. press conference with head coach Gus Malzahn (ASU Football Facility, 3rd floor).  
Tues., Sept. 18 . . . . . 4:50-6:50 p.m. closed practice. Coaches & players available after practice.  
"Live at the Brickhouse with Gus Malzahn" radio show 7-8 p.m. (KFIN, 107.9 FM).  
Sun Belt Conference television highlight/interview package available.  
Wed., Sept. 19 . . . . . 4:50-6:50 p.m. closed practice. Coaches & players available after practice.  
Thur., Sept. 20 . . . . . 4:50-6:50 p.m. closed practice. No player availability. Coaches available on prearranged basis.  
Fri., Sept. 21 . . . . . Closed practice. No player or coach availability.  
Sat., Sept. 22 . . . . . Game Day. Coaches and players available after the game.  
Sun., Sept. 23 . . . . . Closed practice 7:50-8:50 p.m. Coaches & players available after practice.  
"The Gus Malzahn Show" (4:30 p.m. KATV-7 Little Rock, 10:30 p.m. KAIT-8 Jonesboro)



## 2012 SUN BELT STANDINGS

Team	Conference			Overall		
	W	L	Pct.	W	L	Pct.
UL Lafayette	1	0	1.000	2	1	.667
Middle Tennessee	1	0	1.000	2	1	.667
WKU	0	0	.000	2	1	.667
UL Monroe	0	0	.000	1	1	.500
<b>Arkansas State</b>	<b>0</b>	<b>0</b>	<b>.000</b>	<b>1</b>	<b>2</b>	<b>.333</b>
Florida International	0	0	.000	1	2	.333
North Texas	0	0	.000	1	2	.333
South Alabama	0	0	.000	1	2	.333
Florida Atlantic	0	1	.000	1	2	.333
Troy	0	1	.000	1	2	.333

## 2012 PRESEASON ALL-SBC TEAM

## OFFENSE

**Ryan Aplin** (Arkansas State, Sr., QB)  
**Lance Dunbar** (North Texas, Sr., RB)  
**Kedrick Rhodes** (Florida International, Jr., RB)  
**Alonzo Harris** (Louisiana-Lafayette, So., RB)  
**Josh Jarboe** (Arkansas State, Sr., WR)  
**Jayone Lawson** (Louisiana-Lafayette, Sr., WR)  
**Eric Thomas** (Troy, Jr., WR)  
**Jack Doyle** (WKU, Sr., TE)  
**Zack McKnight** (Arkansas State, Sr., OL)  
**Rupert Bryan** (Florida International, Sr., OL)  
**Caylin Hauptmann** (Florida International, Sr., OL)  
**Leonardo Bates** (Louisiana-Lafayette, Sr., OL)  
**Cyril Lemon** (North Texas, So., OL)

## DEFENSE

**Isame Faciane** (Florida International, Jr., DL)  
**Tourek Williams** (Florida International, Sr., DL)  
**Tony Davis** (Troy, Sr., DL)  
**Quanterus Smith** (Western Kentucky, Sr., DL)  
**Winston Fraser** (Florida International, Sr., LB)  
**Kanorris Davis** (Troy, Sr., LB)  
**Andrew Jackson** (Western Kentucky, Jr., LB)  
**Don Jones** (Arkansas State, Sr., DB)  
**Jonathan Cyprien** (Florida International, Sr., DB)  
**Melvin White** (Louisiana-Lafayette, Sr., DB)  
**Brynden Trawick** (Troy, Sr., DB)

## SPECIAL TEAMS

**Brett Baer** (Louisiana-Lafayette, Sr., PK)  
**Will Atterberry** (North Texas, Sr., P)  
**John Evans** (Western Kentucky, So., RS)

## PRESEASON OFFENSIVE PLAYER OF THE YEAR

**Ryan Aplin** (Arkansas State, Sr., QB)

## PRESEASON DEFENSIVE PLAYER OF THE YEAR

**Tourek Williams** (Florida International, Sr., DL)

## 2012 PRESEASON SBC COACHES POLL

## SCHOOL - POINTS (1st place votes)

1. Florida International - 92 (5)
2. **Arkansas State - 85 (2)**
3. Louisiana-Lafayette - 81 (2)
4. Western Kentucky - 70 (1)
5. Troy - 60
6. Louisiana-Monroe - 47
7. Middle Tennessee - 42
8. North Texas - 36
9. Florida Atlantic - 23
10. South Alabama - 14

**THE PRINCIPALS:** Arkansas State is off to a 1-2 start for the fourth consecutive year, picking up its lone victory against Memphis and dropping road games against two nationally-ranked programs in Oregon and Nebraska. The Red Wolves are coming off a 42-13 setback to the Huskers, but have not dropped back-to-back games during the regular season since the 2010 campaign. Alcorn State holds an identical 1-2 record, suffering its second straight loss last week in a 24-6 decision to UAPB.

**HEAD COACH GUS MALZAHN:** *Gus Malzahn* was named the Red Wolves' 28th head football coach at Dec. 14 press conference, bringing him back to his home state after most recently enjoying highly successful stints as a top assistant coach at three NCAA FBS universities that garnered him national acclaim. A name highly recognized throughout Arkansas and the nation, Malzahn comes to Arkansas State after serving as the offensive coordinator and quarterbacks coach at Auburn for the past three seasons. A native of Fort Smith, Malzahn was named the winner of the 2010 Frank Broyles Award, given annually to the nation's top collegiate assistant coach.

**COACHING RECOGNITION:** First-year Arkansas State Head Football Coach *Gus Malzahn* was recognized as one of the top hires in the nation this offseason, named as the No. 4 best hire and No. 2 most intriguing hire in the nation by CBSSports.com. He was also one of two head coaches in the nation to receive a grade of A+ among new hires for the 2012 season by the *Sporting News*. Bleacher Report's "Over/Under Victories" for every new head coach places A-State at nine victories, one of the tops listed in the report.

**HALL OF HONOR:** A-State head coach *Gus Malzahn* will be one of seven inductees into Henderson State University's Reddie Hall of Honor on Oct. 6. The event will take place at the Garrison Center Day Gym on the Henderson campus with festivities beginning at 11 a.m. Saturday. A two-year letterman, Malzahn averaged 35.3 yards per punt his first year at Henderson and 37.7 yards his senior year, including a long of 64 yards. He also caught 24 passes for 288 yards for an average of 12.0 yards

## HEAD-to-HEAD



## Arkansas State

## Alcorn State

1-2	Record	1-2
26.7	Points Avg.	10.3
478.3	Total Off. Avg.	286.7
224.0	Rushing Avg.	154.7
254.3	Passing Avg.	132.0
40%	3rd-Down Pct.	28%
20%	4th-Down Pct.	50%
28:33	TOP/Game	32:48
475.0	Total Defense	382.0
261.0	Rush Defense	224.0
214.0	Pass Defense	158.0
4-35	Sacks by-Yards	5-36
-1	Turnover Margin	+2
20.7	Kick Return Avg.	17.6
4.0	Punt Return Avg.	0.0
35.7	Avg. Per Punt	31.3
42.7	Penalty Yards Avg.	62.7

per catch. He earned All-AIC Honorable Mention honors in 1989.

**ASU ANNOUNCES FOOTBALL FACILITY PROJECT:** Arkansas State University announced a \$22 million football facility project, including a two-level football operations building and 76,000 square-foot indoor practice facility in ASU Stadium's north end zone, at an 11 a.m. press conference held Sept. 6 at the current ASU Football Facility . . . The new football operations building's first floor will house A-State's locker room, state-of-the-art strength and conditioning and sports medicine centers, a players lounge and equipment room. The second floor will feature coaching and administrative offices, team meeting rooms, a history and heritage showroom and a team film room with theatre seating. The indoor practice facility will run east and west and be connected to the north side of the operations building . . . The facility will have a brick exterior and feature an outdoor plaza facing the field on the building's second level. The interior will have a strong Red Wolves' theme with black and red dominating the esthetic appearance.



**ARKANSAS STATE TEAM RECORD**

Overall	417-456-37
Liberty Bank Stadium	116-70-1
Since Div. I-A (1992)	76-148-1

**TEAM STREAKS**

Wins	0
Liberty Bank Stadium Wins	7
Away Wins	0
Sun Belt Wins	8
Losses	1
Home Losses	0
Away Losses	2
Non-conference Losses	1
Wins When:	
allowing 10 points or less	29
allowing 17 points or less	6
scoring 20 points or more	1
scoring 30 points or more	1
rushing for 200+ yards	1
passing for 300+ yards	1
400+ yards of total offense	1
leading at the half	10
tied at the half	1
trailing at the half	1
scoring first	0

**2012 ASU RECORD WHEN:**

at home	1-0
on the road	0-2
leading at the half	0-0
tied at the half	0-0
trailing at the half	1-2
leading after 3 quarters	0-0
tied after 3 quarters	0-0
trailing after 3 quarters	1-2
overtime	0-0
Scores	
17+ points	1-1
the opponents scores	
17+ points	1-2
more offensive yards	1-0
fewer offensive yards	0-2
more penalty yards	1-1
same penalty yards	0-0
fewer penalty yards	0-1
gains 300+ offensive yards	1-1
allows 300- offensive yards	1-0
rushes for 150+ yards	1-1
rushes for 200+ yards	1-1
passes for 200+ yards	1-1
Wins turnovers	0-1
Ties turnovers	0-0
Loses turnovers	1-1
More total yardage	1-1
Less total yardage	0-1
Wins time of possession	1-0
Ties time of possession	0-0
Loses time of possession	0-2

**IT'S ALL IN THE NAME:** In recognition of a \$5 million contribution by Liberty Bank, the ASU Board of Trustees announced last Saturday that Liberty Bank Stadium is the new name of the football stadium at Arkansas State University. The naming rights to the stadium are for the next 15 years, as announced at the newly-named facility just prior to kickoff of the Red Wolves' home football game against the Memphis Tigers.

**A-STATE NAMES NEW AD:** Arkansas State University Chancellor Dr. Tim Hudson announced Wednesday that Terry Mohajir, a 20-year veteran leader in collegiate athletics with a diverse background as an administrator, coach, student-athlete and city government participant, has been named A-State's 11th Director of Athletics. An Arkansas State University alumnus, Mohajir's (pronounced MO-HA-JUR) career path went through three other NCAA Division I institutions, including the University of Missouri-Kansas City, Florida Atlantic and Kansas, before leading him back to his alma mater. The Overland Park, Kansas native has been involved with major fundraising campaigns at multiple universities, while also overseeing corporate sales, marketing promotions and ticket sales. He most recently served the last 13 months as Kansas' Senior Associate Director of Athletics and Chief Marketing Officer. Prior to his time with the Jayhawks, he spent a seven-year stint as Florida Atlantic's Senior Associate Director of Athletics for External Relations from 2004-11 after working at UMKC from 1997-2004 as its Assistant Director of Athletics for External Relations.

**THE ASU-ALCORN STATE SERIES:** Saturday's game will be the first ever meeting between Arkansas State and Alcorn State.

**A-STATE vs. THE SWAC:** While A-State and Alcorn State will meet for the first time Saturday, the Red Wolves have played four other opponents among the current SWAC membership all-time. The Red Wolves hold a 5-0 record in those games with victories over Grambling (1985), Jackson State (1987), Mississippi Valley State (1995, 2009) and Texas Southern (2008). A-State has outscored its opponents a combined 244-10 in those games, including a 61-0 victory over Mississippi Valley State (2009) and an 83-10 win against Texas Southern in the two most recent meetings against a SWAC team.

**A-STATE vs. THE FCS:** Arkansas State is playing an FCS member for the second consecutive season and the fourth time over the last five years. Dating back to the 2002 campaign, the Red Wolves have won their last seven games against FCS foes by a combined 370-60 score. A-State's last setback against an FCS opponent was the 2001 regular-season finale when it dropped a 28-22 decision to Nicholls State. ASU is 18-4 against FCS opponents since moving to the FBS in 1992.

**AN A-STATE VICTORY WOULD . . . :** Give the Red Wolves a 2-2 record through four games played for the second consecutive season . . . Extend its home winning streak to eight games . . . Extend its winning streak against FCS opponents to eight games . . . Improve its record against SWAC opponents to 6-0 . . . Give ASU back-to-back seasons with at least two non-conference victories for the first time since 2007 and 2008 . . . Move ASU's record at Liberty Bank Stadium to 33-7 since the 2005 season.

**HOME OPENERS:** Arkansas State defeated Memphis on Sept. 8 to extend its winning streak in home openers played in Jonesboro to eight

games dating back to the 2005 campaign. The Red Wolves now stand 28-11 all-time in home openers at Liberty Bank Stadium and are also 15-6 in such games since moving to Division I-A (FBS) in 1992.

**DEFEND THIS HOUSE:** Arkansas State has won its last seven home games, which gives the Red Wolves their longest winning streak at Liberty Bank Stadium since 2004-2006 when they won 11 in a row.

**HOME SWEET HOME:** With a 6-0 home record last season, Arkansas State secured its seventh consecutive winning record at Liberty Bank Stadium dating back to 2005. ASU is now 32-7 at ASU Stadium since the 2005 season. The Red Wolves actual on-field record all-time at Liberty Bank Stadium is 124-70-1 since it opened in 1974.

ASU's six home wins last season were its most since 1985.

**98th SEASON UNDER WAY:** Arkansas State kicked off its 98th season of football Sept. 1 at Oregon. ASU now holds a 417-456-37 record since the inaugural 1911 season and has played in eight bowl games. A-State did not field a football team from 1942-44 due to World War II. ASU also didn't have a team in 1918 as World War I was ending.

**300-PLUS:** Dating back to the 2010 season, Arkansas State has posted at least 300 yards of total offense 26 of its last 28 games. ASU's 12-game streak with over 300 yards total offense came to an end just two games shy of the school record last time out against Nebraska.

**HERALDED PERFORMANCE:** Senior linebacker **Nathan Herrold** matched his season high with 11 tackles last game, marking the second time this year and fifth time of his career he reached double-figure stops. He now has a team-high 31 tackles, placing him second in the Sun Belt Conference and tied for 28th in the nation in tackles.

**MAGIC 8-BALL:** Redshirt freshman receiver **J.D. McKissic** recorded a career-high eight receptions for the second straight game last time out, giving him 20 receptions on the season to tie teammate **Josh Jarboe** for the most on the squad. McKissic and Jarboe are tied for the third most receptions in the Sun Belt Conference (6.7 per game) and 24th most in the nation. Jarboe tied the school record for receptions in a game with 13 against Oregon.

**LIGHTING UP THE SCOREBOARD:** The Red Wolves regular-season streak of eight games with at least 30 points came to an end last week against Memphis. However, ASU has still scored 30 or more points in 10 of its last 14 regular-season games. A-State scored 30 or more points in eight games during the 2011 season, the most since 1951 when it hit the total 10 times.

**FUMBLE, FUMBLE-I-YA . . . :** The Red Wolves defense and special teams combined to record four fumble recoveries last game against Nebraska, which was only one shy of tying the second most in school history. The last time ASU tallied more than four fumble recoveries in a game was 1997 when it had five against Southern Utah.



**SULLIVENT HONORED:** Senior punter **Neely Sullivent** was announced Sunday as a College Football Performance Awards national honorable mention punter of the week. Sullivent averaged 48 yards per punt against Nebraska, almost a full 10 yards more than his season average of 38.4 entering the game. He recorded his second punt of the season to travel over 50 yards and also posted his first punt inside the 20. Sullivent raised

his season average to 41.3 yards per punt to rank him fourth in the Sun Belt Conference.

**MONSTER GAME:** Sophomore linebacker **Qushaun Lee** recorded a career-high 15 tackles and recovered a fumble for a touchdown against No. 24 Nebraska. Lee's 15 tackles not only topped his previous best of seven, but were also the most by an A-State player since Javon McKinnon recorded 16 stops against Louisville in 2010 and tied the most by a Sun Belt Conference player this year. Additionally, Lee's 15 tackles matched the fourth highest total recorded by any player in the nation this season. Lee's fumble recovery in the end zone gave him his first career touchdown, and marked the first time the Red Wolves scored on a touchdown on a fumble recovery since their 2011 regular-season finale. The touchdown pulled ASU within 28-10 of Nebraska early in the third quarter.

**MORE OFTEN THAN NOT:** Senior quarterback **Ryan Aplin's** 12-game streak with at least one touchdown pass came to an end last week against Nebraska, but he has still tossed at least one touchdown in 28 of his last 31 games dating back to his freshman season. Aplin has also thrown for at least 200 yards 24 times in his career and all 24 have come over ASU's last 30 games. Additionally, he has 15 career games with over 300 yards total offense, including five of the last six.

**KICK IT INTO GEAR:** Junior kicker **Brian Davis** took over sole possession for the sixth most field goals made in a career last time out, ending the Nebraska game with two field goals to run his three-year total to 30. He made two field goals for the fourth straight game and is tied for 8th in the nation this season in field goals made with six. He has now made multiple field goals in eight career games.

**ACTIVE APLIN:** Senior quarterback **Ryan Aplin** is ranked among the top active players in the NCAA in several career statistics, including:

- 4th, career total offense yards (9,625)
- T4th, career rushing touchdowns (26)
- 5th, career passing yards (8,179)
- 6th, career completions (702)
- 6th, career TD responsible for (74)
- 9th, career touchdown passes (47)

### SUN BELT CAREER RECORDS

TOTAL OFFENSE		
	Yards	Years
1. Steven Jyles (ULM)	10,234	2002-05
2. Rusty Smith (FAU)	9,777	2005-09
3. <b>Ryan Aplin</b>	<b>9,625</b>	<b>2009-cur.</b>
TOTAL OFFENSE PER GAME		
	Avg.	Years
1. Levi Brown (Troy)	274.3 ypg	2008-09
2. <b>Ryan Aplin</b>	<b>260.1 ypg</b>	<b>2009-cur.</b>
COMPLETION PERCENTAGE		
	Pct.	Years
1. Clint Marks (MT)	66.0	2003-06
2. <b>Ryan Aplin</b>	<b>62.6</b>	<b>2009-cur.</b>
PASS COMPLETIONS		
	No.	Years
1. Steven Jyles (ULM)	795	2002-05
2. Rusty Smith (FAU)	768	2005-09
3. <b>Ryan Aplin</b>	<b>702</b>	<b>2009-cur.</b>
PASSING YARDS		
	Yards	Years
1. Rusty Smith (FAU)	10,112	2005-09
2. Steven Jyles (ULM)	8,987	2002-05
3. <b>Ryan Aplin</b>	<b>8,179</b>	<b>2009-cur.</b>

### A-STATE INDIVIDUAL CAREER RECORDS

TOTAL OFFENSE		
	Yards	Years
1. <b>Ryan Aplin</b>	<b>9,625</b>	<b>2009-cur.</b>
2. Corey Leonard	8,887	2006-09
TOTAL OFFENSE PLAYS		
	Plays	Years
1. Corey Leonard	1,604	2006-09
2. <b>Ryan Aplin</b>	<b>1,514</b>	<b>2009-cur.</b>
TOTAL OFFENSE AVERAGE PER GAME		
	Avg.	Years
1. <b>Ryan Aplin</b>	<b>260.1</b>	<b>2009-cur.</b>
2. Corey Leonard	201.9	2006-09
TOTAL OFFENSE AVERAGE PER PLAY		
	Avg.	Years
1. Johnny Covington	7.5	1992-95
2. Leroy Harris	7.0	1975-76
3. Dennis Forrest	6.7	1986-89
4. <b>Ryan Aplin</b>	<b>6.4</b>	<b>2009-cur.</b>
T5. Dennis Bolden	5.7	1975-76
Nick Noce	5.7	2003-05
RUSHING TOUCHDOWNS		
	No.	Years
1. Richie Voit	57	1950-53
T2. Reggie Arnold	33	2006-09
Dwane Brown	33	1984-87
T4. <b>Ryan Aplin</b>	<b>26</b>	<b>2009-cur.</b>
Calvin Harrell	26	1968-71
PASS ATTEMPTS		
	No.	Years
1. Cleo Lemon	1,128	1997-2000
2. <b>Ryan Aplin</b>	<b>1,122</b>	<b>2009-cur.</b>
PASS COMPLETIONS		
	No.	Years
1. <b>Ryan Aplin</b>	<b>702</b>	<b>2009-cur.</b>
2. Corey Leonard	571	2006-09
PASSING YARDS		
	Yards	Years
1. <b>Ryan Aplin</b>	<b>8,179</b>	<b>2009-cur.</b>
2. Cleo Lemon	7,706	1997-2000
TOUCHDOWN PASSES		
	No.	Years
1. Cleo Lemon	48	1997-2000
T2. <b>Ryan Aplin</b>	<b>47</b>	<b>2009-cur.</b>
Corey Leonard	47	2006-09
HIGHEST COMPLETION PERCENTAGE		
	Pct.	Years
1. <b>Ryan Aplin</b>	<b>.626</b>	<b>2009-cur.</b>
2. Jeremie Watkins	.539	1996-97
PASSING YARDS PER GAME		
	Avg.	Years
1. <b>Ryan Aplin</b>	<b>221.1</b>	<b>2009-cur.</b>
2. Cleo Lemon	188.0	1997-2000
TOUCHDOWN RECEPTIONS		
	No.	Years
1. John Koldus	15	1950-52
T2. <b>Taylor Stockemer</b>	<b>13</b>	<b>2009-cur.</b>
T10.4 tied	8	
RECEPTIONS		
	No.	Years
1. Dwayne Frampton	163	2010-11
6. Reginald Murphy	121	1993-96
7. <b>Taylor Stockemer</b>	<b>99</b>	<b>2009-cur.</b>
RECEIVING YARDS		
	Yds.	Years
1. Lennie Johnson	2,730	1995-98
5. Brandon Thompkins	1,701	2006-09
6. <b>Taylor Stockemer</b>	<b>1,668</b>	<b>2009-cur.</b>
MOST TOUCHDOWNS SCORED		
	No.	Years
1. Richie Voit	57	1950-53
6. Corey Walker	28	1993-96
7. <b>Ryan Aplin</b>	<b>27</b>	<b>2009-cur.</b>
MOST BLOCKED KICKS		
	No.	Years
1. Jimmy Lisko	8	1972-75
T2. <b>Tim Starson</b>	<b>4</b>	<b>2009-cur.</b>
MOST POINTS BY KICKING		
	Points	Years
1. Josh Arauco	288	2006-09
6. Joe Duren	165	1971-74
7. <b>Brian Davis</b>	<b>157</b>	<b>2010-cur.</b>

### ASU IN 2012 SUN BELT RANKINGS

Stat	ASU	Rank	Leader
Rushing Offense	224.0 ypg	1	ASU
PAT Kicking	1,000 pct.	T1	7 tied
First Downs	26.0 pg	2	Troy (27.7)
Total Offense	478.3 ypg	3	Troy (537.7)
Pass Offense	254.3 ypg	3	Troy (356.0)
Penalties	42.7 ypg	4	FAU (30.3)
Red Zone Off.	76.9 pct.	4	ULL (1,000)
Red Zone Def.	75.0 pct.	4	NT (62.5)
Pass Defense	214.0 ypg	4	USA (189.3)
Field Goals	.750 pct.	T4	MT (1,000)
Sacks Against	1.0 pg	T4	MT (0.0)
Sacks by	1.3 spg	T4	USA (3.3)
3rd Down Conv.	40.0 pct.	5	Troy (52.0)
Kickoff Coverage	39.7 net/avg.	6	ULL (44.1)
Kickoff Returns	20.7 ypr	6	MT (34.7)
Turnover Margin	-1.0 pg	T6	ULL (+6.0)
Scoring Offense	26.7 ppg	7	ULL (33.7)
Punt Return Avg.	4.0 ypr	7	WKU (15.9)
Opp. Penalties	46.3 ypg	8	FIU (80.3)
Interceptions	1 total	T8	NT/WKU (5)
Time of Poss.	28:33	9	ULM (37:02)
4th Down Conv.	20.0 pct.	9	MT (100.0)
Opp. 3rd Down	52.3 pct.	9	USA (25.6)
Opp. First Downs	24.3 pg	9	ULM (20.0)
Punting	31.6 net/p	9	ULL (41.0)
Opp. 4th Down	80.0 pct.	9	NT (0.0)
Total Defense	475.0 ypg	9	WKU (285.0)
Pass Efficiency	118.6	10	MT (156.7)
Pass Def. Effic.	173.2	10	NT (118.8)
Rushing Defense	261.0 ypg	10	WKU (95.7)
Scoring Defense	42.3 ppg	10	USA (22.3)

### ASU'S 2012 INDIVIDUAL SBC RANKINGS

Stat	ASU Player	Avg.	Rank
PAT Kicking	Brian Davis	1,000	T1
Fum. Forced	Nathan Herrold	0.7 pg	T1
Field Goals	Brian Davis	2.0 pg	2
Tackles	Nathan Herrold	10.3 tpg	2
Field Goal Pct.	Brian Davis	.750	2
Scoring (kick)	Brian Davis	8.7 ppg	T2
Rushing	David Oku	78.7 ypg	3
Total Offense	Ryan Aplin	297.0 ypg	3
Passing	Ryan Aplin	254.3 ypg	3
Receptions	Josh Jarboe	6.7 rpg	T3
Receptions	J.D. McKissic	6.7 rpg	T3
Punting	Neely Sullivent	41.3 ypg	4
Scoring	Brian Davis	8.7 ppg	T4
Tackles	Qushaun Lee	9.0 tpg	T5
All Purpose	David Oku	115.7 ypg	6
Receiving Yds	J.D. McKissic	66.7 ypg	6
Sacks	Shervarius Jackson	1.5 spg	T6
TFL	Tim Starson	1.0 pg	T7
TFL	Shervarius Jackson	1.0 pg	T7
Receiving Yds	Josh Jarboe	58.0 ypg	9
Passes Def.	Chaz Scales	0.67 pg	T16
Tackles	Ryan Carrethers	6.0 tpg	T29
Tackles	Sterling Young	6.0 tpg	T29
Tackles	Cole Lorigan	5.7 tpg	T34
Tackles	Don Jones	5.7 tpg	T34
Tackles	Chaz Scales	5.0 tpg	T41
Tackles	Tim Starson	5.0 tpg	T41

**GETTING DEFENSIVE:** A-State held Memphis to 293 yards total offense, the fewest by an ASU opponent since FAU recorded 281 last season. The Red Wolves recorded six tackles for loss against the Tigers as well, matching their total from the Oregon game.

**THAT'S OFFENSIVE:** A-State's 619 yards of total offense against Memphis were the eighth most in school history and its most against an FBS opponent since recording a school-record 681 against Louisiana-Lafayette in 2007. The Red Wolves' also ran 98 plays, which tied the second most in school history and were the most in a game since 1975. Additionally, the Red Wolves set the school record for first downs in a game with 34, topping the previous total of 28 set against Southern Illinois in 1982.

**CAREER HIGHS:** Senior defensive lineman **Ronnell Wright**, sophomore safety **Kyle Coleman** and junior linebacker **Eddie Porter** all at least tied their career-high tackles total last game against Nebraska. Wright and Coleman both set new highs with six tackles each, while Porter tied his high with five. Porter also posted his first forced fumble and fumble recovery in the game.

**TWO MORE SCHOOL RECORDS:** Senior quarterback **Ryan Aplin** set two new school records this year both career total offense and career passing yards, giving him 17 combined game, season and career records at ASU . . . His *single-game* records include most plays, total offense, most average yards per game, passes attempted and completions . . . His *single-season* records include most plays, total offense, passes attempted, completions, touchdown passes, highest completion percentage and most passing yards per game . . . His *career* records include total offense, most average yards per game, completions, highest completion percentage and most passing yards per game.

**PRESEASON ALL-CONFERENCE:** Senior quarterback **Ryan Aplin** was named Sun Belt Conference Preseason Offensive Player of the Year and one of four A-State players named to the all-conference team at the league's Media Day in New Orleans. Aplin, senior wideout **Josh Jarboe**, senior offensive lineman **Zack McKnight** and senior defensive back **Don Jones** were all named to the Preseason All-SBC Team.

**RED WOLVES TABBED SECOND IN PRESEASON SBC POLL:** The Red Wolves were picked second in the preseason coaches poll announced as part of the league's annual Media Day. Arkansas State received 85 points and two first place votes, just behind Florida International, which received five first place votes and 92 points to earn the nod as the preseason favorite in the league race. The Red Wolves won the Sun Belt Conference Championship a year ago after posting a perfect 8-0 record in league play during the 2011 season. Louisiana-Lafayette, Western Kentucky and Troy rounded out the top five in the poll, and FIU defensive lineman Tourek Williams was named the Preseason Defensive Player of the Year.

**HIGHLY TOUTED RECRUITING CLASS:** With a

Parade All-American, Under Armour All-American, NJCAA All-American, 23 players that earned either junior college all-conference or high school all-state recognition and 18 players rated at least three stars by one or more of the major recruiting sources, the 2012 ASU signing class could be considered one of the best in the history of the ASU football program. Arkansas State had the top-rated class in the Sun Belt Conference by *Rivals.com*, *Scout.com*, *ESPN.com* and *247Sports.com*.

**RETURNING ALL-CONFERENCE PLAYERS:** A-State returns five 2011 All-Sun Belt Conference players this season, including the league's Player of the Year in senior quarterback **Ryan Aplin**. Aplin was a first-team selection and was joined by second-team choices **Josh Jarboe** (Sr., WR) and **Nathan Herrold** (Sr., LB). Returning as honorable mention choices are senior wideout **Taylor Stockemer** and senior punter **Neely Sullivent**.

**GODADDY.COM BOWL:** Arkansas State accepted an official invitation to the GoDaddy.com Bowl last season following its victory over Middle Tennessee on Nov. 19, placing the Red Wolves in a bowl game for the first time since 2005 when they played Southern Miss in the New Orleans Bowl in Lafayette, La. ASU was bowl eligible for the first time since 2008, but for the fourth time over the last seven seasons. ASU reached bowl eligibility after just eight games, making last year the earliest ASU had ever been bowl eligible as an FBS member (since 1992).

**SUN BELT CHAMPIONS:** Arkansas State claimed its first ever outright Sun Belt Conference championship last season. Including 2011, Arkansas State has won eight conference championships all-time. ASU won the Southland Conference seven times (1986, 1985, 1978, 1975, 1970, 1969, 1968). ASU also won the 2005 Sun Belt Conference championship, but it was later vacated due to NCAA sanctions.

**IN THE POLLS:** Arkansas State received as many as 18 votes in the AP Top 25 Poll and 13 votes in the USA Today Top 25 Coaches Poll, while also ranking as high as No. 35 in the BCS and reaching No. 30 in the CBSSports.com 120 rankings during the season.

**SENIOR BOWL WATCHLIST:** ASU has two players on the inaugural Senior Bowl Watch list. Senior quarterback **Ryan Aplin** and senior wide out **Josh Jarboe** were added to the watch list on August 24.

**APLIN ON NUMEROUS WATCH LISTS:** An All-America and Heisman candidate, senior quarterback **Ryan Aplin** has garnered a significant amount of national attention this preseason as he is listed on the Walter Camp Player of the Year Watch List, Davey O'Brien Award Watch List, Johnny Unitas Award Watch List and the Manning Award Watch List. Video, action photos and biographical information for Aplin are all available on a Facebook Page, maintained by the ASU Sports Information Department, called "Ryan Aplin All-America and Heisman Campaign." Fans and media will be able to follow Aplin's 2012 season on the page, where updates will be posted throughout fall camp and the upcoming season.

**ATHLON'S PRESEASON HONORS:** The Red Wolves had six players named to *Athlon's* preseason All-Sun Belt Conference Team, including senior quarterback **Ryan Aplin** (first team), senior wide receiver **Josh Jarboe** (first team), senior offensive lineman **Zack McKnight** (first team), senior linebacker **Nathan Herrold** (first team), junior defensive lineman **Ryan Carrethers** (second team) and senior safety **Don Jones** (second team).

**PHIL STEELE'S PRESEASON HONORS:** *Phil Steele's* preseason All-Sun Belt team featured 12 A-State players, including first team selections **Ryan Aplin** (Sr., QB) and **Josh Jarboe** (Sr., WR). ASU's 12 selections tied the fourth most in the league with Troy. Earning a spot on the second team were **Taylor Stockemer** (Sr., WR), **Zack McKnight** (Sr., OL), **Nathan Herrold** (Sr., LB), **Chaz Scales** (Sr., DB) and **Andrew Tryon** (So., DB), who made the team as a kick returner. The Red Wolves' third-team choices were **Frankie Jackson** (So., RB), **Ryan Carrethers** (Jr., DL) and **Brian Davis** (Jr., K), while **Ishamail Hayes** (Jr., DE) and **Qushaun Lee** (So., LB) were fourth-team selections.

**COLLEGE SPORTS MADNESS PRESEASON HONORS:** CollegeSportsMadness.com has announced its preseason All-Sun Belt Conference Team, which includes Offensive Player of the Year **Ryan Aplin** (Sr., QB). Along with Aplin, **Zack McKnight** (Sr., OL) was named a first team choice. Second team selections included **Josh Jarboe** (Sr., WR), **Brian Davis** (Jr., K) and **Nathan Herrold** (Sr., LB). A-State's third team picks included **Taylor Stockemer** (Sr., WR), **Andrew Tryon** (So., DB) as a kick returner and **Chaz Scales** (Sr., DB).

**BLUE RIBBON PRESEASON HONORS:** The Blue Ribbon Preseason All-Sun Belt Conference Team included Arkansas State players **Josh Jarboe** (Sr., WR), **Ryan Aplin** (Sr., QB) and **Nathan Herrold** (Sr., LB).





Gus Malzahn was named the Red Wolves' 28th head football coach Dec. 14, 2011, bringing him back to his home state after most recently enjoying highly successful stints as a top assistant coach at three NCAA FBS universities that garnered national acclaim.

A name highly recognized throughout Arkansas and the nation, Malzahn comes to Arkansas State after serving as the offensive coordinator and quarterbacks coach at Auburn for the past three seasons. A native of Fort Smith, Malzahn was named the winner of the 2010 Frank Broyles Award, given annually to the nation's top collegiate assistant coach.

His innovative offense made an immediate and profound impact during his tenure at Auburn, highlighted by a record-setting offense in 2010 when the Tigers finished 14-0 and claimed the school's first national championship since 1957. The Auburn offense set nine school records, including points in a season (577), points per game (41.2), total yards (6,989), total offense (499.2), rushing yards (3,987), rushing touchdowns (41) and passing touchdowns (31). Malzahn's record-setting offense in 2010 led the Southeastern Conference and finished in the top 10 nationally in six statistical categories.

He coached Heisman Trophy winner Cam Newton during the Tigers run to the 2011 BCS National Championship. Under Malzahn's direction, Newton later became the overall No. 1 pick in the 2011 NFL Draft after producing one of the best single-season quarterback performances in collegiate history. Newton threw for 2,908 yards and 30 touchdowns, while rushing for 1,586 yards and an additional 20 touchdowns as Auburn finished 14-0 and defeated Oregon 22-19 in the BCS title game.

Newton also won the school's first-ever Davey O'Brien Award and Manning Award, given to the nation's top quarterback. He also claimed the Maxwell Award presented annually to college football's top player, while also earning Associated Press National Player of the Year and SEC Offensive Player of the Year awards.

He helped lead the Tigers to a 7-5 record this season, which will include an appearance in the Chick-fil-A Bowl on Dec. 31. The Malzahn-led Auburn offense had four players named to the All-SEC Team, including sophomore running back Michael Dyer, junior tight end Philip Lutzenkirchen, senior offensive lineman Brandon Mosley and junior running back Onterio McCalebb.

Malzahn's arrival in 2009 and style of offense marked a drastic turnaround from the 2008 season when Auburn struggled offensively. In a two-year period, the Tigers improved from a tie for 110th to 7th in the nation in scoring offense (from 17.3 to 41.2) and from 104th to 7th in total offense. It also took Auburn just six games in 2009 to score more points than it did in all 12 games in 2008.

Before coaching at Auburn, Malzahn spent two seasons at Tulsa, coordinating a Golden Hurricane offense that finished first nationally in total offense in 2007 and 2008. Tulsa's offense in 2007 established nine team school records and 12 individual records. The Hurricane also set nine Conference USA team records, while Tulsa quarterback Paul Smith broke an

NCAA record by throwing for at least 300 yards in 14 consecutive games.

Prior to his time at Tulsa, he coached one season at Arkansas, where he served as offensive coordinator, coached Heisman Trophy runner-up Darren McFadden and helped the Razorbacks finish fourth nationally in rushing offense at 228.5 yards per game. In fact, two of Malzahn's first three collegiate offenses ranked in the top 10 nationally in rushing, including the 2008 Tulsa team and 2006 Arkansas squad.

In 14 seasons as a high school head coach, Malzahn led seven teams to the state championship game and won three titles. Malzahn coached two quarterbacks, Josh Floyd and Rhett Lashlee, who set national passing records. Malzahn also tutored 2005 Gatorade, Parade Magazine and Rivals.com National Player of the Year Mitch Mustain at Springdale High School.

Malzahn is married to the former Kristi Otwell and they are the parents of two daughters, Kylie (23) and Kenzie (20).

## MALZAHN AT A GLANCE

### COACHING EXPERIENCE

- 1992-95 – Head Coach, Hughes High School
- 1996-00 – Head Coach, Shiloh Christian High School
- 2001-05 – Head Coach, Springdale High School
- 2006 – Offensive Coordinator, University of Arkansas
- 2007-08 – Asst. Head Coach, Co-Offensive Coord., Tulsa
- 2009-11 – Offensive Coordinator, Auburn

### BOWL EXPERIENCE

- Player – 1984 Liberty Bowl
- Player – 1985 Holiday Bowl
- Coach – 2007 Capital One Bowl
- Coach – 2008 GMAC Bowl
- Coach – 2010 Outback Bowl
- Coach – 2011 BCS National Championship Game

### PERSONAL

- Hometown – Fort Smith, Arkansas
- Wife – Former Kristi Otwell
- Children – Daughters Kylie (22) & Kenzie (18)
- College – Henderson State, B.A. 1990
- Playing Experience – Arkansas (1984-85), Henderson State (1988-89)





**2012:** 17 school records to his credit, including seven season, five single-game and five career marks that stand atop the most successful in ASU history . . . . . *USA Today* Preseason Sun Belt Conference Player of the Year . . . Athlon's, Blue Ribbon College Yearbook, Phil Steele's Preseason First Team All-Sun Belt Conference . . . Johnny Unitas Golden Arm Award Watch List . . . Manning Award Watch List . . . Walter Camp Watch List.


**2011:** Named the 2011-12 Sun Belt Conference Male Student-Athlete of the Year, making him the second ASU player to win the league's highest honor over the last three years (Alex Carrington, 2009-10) . . . Named the Sun Belt Conference Player of the Year (one of just two players in ASU history to earn the league's highest football award) . . . First Team All-Sun Belt Conference for the second consecutive season . . . Sun Belt Conference Player of the Week twice . . . Little Rock Touchdown Club Player of the Year for Arkansas State University . . . College Football Performance Awards (CFPA) National Quarterback of the Year Watch List . . . Broke his own single-season school records for total offense (4,176 yards), total offense per game (321.2 ypg), pass completions (304), passing yards (3,588) and passing yards per game (276.0) . . . Put up impressive numbers that are among the best in the nation, ranking No. 10 in the country in total offense, No. 14 in passing yards, No. 20 in completions per game (23.38) and No. 33 in points responsible for (13.85 ppg) . . . Rushed for a career-best 588 yards that led the team and gives him 1,318 for his career . . . Recorded a team-high 10 rushing touchdowns . . . Ranked No. 1 in the Sun Belt Conference in total offense and total passing yards, No. 2 in pass efficiency, No. 4 in scoring (TDs), No. 7 in scoring and No. 9 in rushing yards . . . Became one of just two players in the history of the Sun Belt Conference to record over 3,000 yards total offense in two different seasons (2011 and 2010) . . . Ranked No. 2 in Sun Belt Conference history in single-season total offense, No. 4 in touchdowns responsible for (29) and No. 5 in passing yards . . . Preseason First Team All-Sun Belt Conference selection by Sporting News, Lindy's and Athlon Sports . . . Third Team All-SBC by Phil Steele's . . . Sporting News "best running quarterback" in the SBC . . . Lindy's "best scrambler" and "coolest in the clutch" in the SBC . . . ASU Athletic Director's Honor Roll.

**2010:** First Team All-Sun Belt Conference . . . CollegeFootballNews.com Sophomore All-America Team . . . Little Rock Touchdown Club's Arkansas State Player of the Year . . . Three-time Sun Belt Conference Offensive Player of the Week . . . Rivals.com Sun Belt Conference Player of the Week . . . Broke the single-season school records for total offense (3,416 yards), total offensive plays (548), pass completions (252), pass yards (2,939), passing touchdowns (21) and pass attempts (410) . . . 61.5 completion percentage was the second highest in school history . . . 2010 numbers placed him tied for second in Sun Belt Conference history in touchdowns responsible for (32), third in total plays, fourth in total offense, sixth in passing yards and passing touchdowns and seventh in completions for a single season . . . Nationally, ranked tied for 15th in points responsible for, 19th in total offense, 27th in passing yards per game and 51st in passing efficiency . . . led the Sun Belt Conference in total offense and touchdowns responsible for and ranked second in passing touchdowns, passing yards and completions and third in pass efficiency . . . Responsible for 70 percent of ASU's total offense that broke the school record and ranked second in the Sun Belt Conference . . . Threw at least one touchdown pass in every game and had at least one rushing touchdown in eight games . . . Recorded a school-record 438 passing yards against Louisiana-Lafayette, which was the most by a Sun Belt Conference player in 2010 and the 17th most in the nation . . . Broke the school record for completions (33) and total offense (442) in a game . . . Passed for at least 200 yards in nine games and recorded at least 200 yards of total offense in 11 outings . . . Connected with Taylor Stockemer for a 65-yard touchdown pass against Louisiana-Lafayette that was his longest completion of the year . . . Posted a long run of 40 yards against Troy . . . Preseason First Team All-Sun Belt Conference selection by *Sporting News*, *Lindy's* and *Athlon Sports* . . . Third Team All-SBC by *Phil Steele's* . . . *Sporting News* "best running quarterback" in the SBC . . . *Lindy's* "best scrambler" and "coolest in the clutch" in the SBC . . . Named to College Football Performance Awards national Quarterback of the Year Watch List . . . ASU Athletic Director's Honor Roll and Sun Belt Conference Commissioner's List member.

**2009:** Played in nine games, including three as a starter as a red-shirt freshman . . . Started three of last four games of the season . . . Completed 77 of 118 attempts for 889 yards with three touchdowns . . . Rushed 64 times for 253 yards and four touchdowns . . . Finished season with second most rushing yards and rushing touchdowns on the team . . . Posted a long completion of 64 yards and a long rush of 47 yards . . . Posted 362 yards of offense in the Red Wolves victory over North Texas, the most ever by an ASU freshman and the fifth most by any player in school history . . . Aplin posted his only 100-yard rushing game against the Mean Green, piling up 122 yards, and also threw for a career-high 240 yards . . . Threw for at least 146 yards in final five games of the season.

**2008:** Redshirted and participated on the scout team.  
**HIGH SCHOOL:** Two-year varsity letterman . . . Recorded 1,300 passing yards and 350 rushing yards in seven games played . . . Posted 2,300 passing yards and 17 touchdowns, while also rushing for 650 yards and 15 touchdowns as a senior . . . Named Shrine Bowl MVP . . . 2006 and 2007 First Team All-County and Second Team All-District . . . Also was lettered in baseball and was an all-conference selection . . . Also recruited by Middle Tennessee.

**PERSONAL:** Born May 8, 1990 . . . Son of Lorice Aplin






# ARKANSAS STATE UNIVERSITY

## ALL-AMERICA & HEISMAN CANDIDATE

# QUARTERBACK RYAN APLIN

### CAREER ACCOLADES

- 2011 SUN BELT CONFERENCE PLAYER OF THE YEAR
- 2011-12 SUN BELT CONFERENCE STUDENT-ATHLETE OF THE YEAR
- 2012 PRESEASON SUN BELT CONFERENCE OFFENSIVE PLAYER OF THE YEAR
- 2012 WALTER CAMP FOOTBALL FOUNDATION PLAYER OF THE YEAR WATCH LIST
- 2012 DAVEY O'BRIEN WATCH LIST
- 2012 MANNING AWARD WATCH LIST
- 2012 JOHNNY UNITAS GOLDEN ARM WATCH LIST
- 2012 USA TODAY PRESEASON SUN BELT CONFERENCE PLAYER OF THE YEAR
- TWO-TIME FIRST TEAM ALL-SUN BELT CONFERENCE
- HOLDS 16 SCHOOL RECORDS
- NO. 4 IN THE NATION IN CAREER TOTAL OFFENSE AMONG CURRENT PLAYERS
- NO. 5 IN THE NATION IN CAREER PASSING YARDS AMONG CURRENT PLAYERS
- ATHLON'S, BLUE RIBBON COLLEGE YEARBOOK AND PHIL STEELE'S FIRST TEAM PRESEASON ALL-CONFERENCE



**RYAN APLIN, #16**  
**QB • 6-1, 205 • SR. (RS) • 3L**  
**TAMPA, FLA. (FLEMING ISLAND)**

#### APLIN'S CAREER PASSING STATISTICS

Yr.	COMP	ATT	YDS	TD	INT	LG
2009	77	118	889	3	6	64
2010	252	410	2939	21	11	65
2011	304	476	3588	19	16	71
2012	69	118	763	4	1	72
<b>Totals</b>	<b>702</b>	<b>1122</b>	<b>8179</b>	<b>47</b>	<b>34</b>	<b>72</b>

#### APLIN'S CAREER RUSHING STATISTICS

Yr.	ATT	YDS	AVG.	TD	LG
2009	64	253	4.0	4	47
2010	138	477	3.5	11	40
2011	161	588	3.7	10	33
2012	29	128	4.4	1	18
<b>Totals</b>	<b>392</b>	<b>1446</b>	<b>3.7</b>	<b>26</b>	<b>47</b>

**2012 ARKANSAS STATE FOOTBALL NOTES: NUMERICAL ROSTER**

<b>No.</b>	<b>Name</b>	<b>Pos.</b>	<b>Ht.</b>	<b>Wt.</b>	<b>Cl.</b>	<b>Exp</b>	<b>Hometown (previous school)</b>
1	Carlos McCants	WR	5-11	185	Jr.-R	2L	Mobile, Ala. (LeFlore)
2	Taylor Stockemer	WR	6-4	210	Sr.-R	3L	Van Buren, Ark. (Van Buren)
2	Terrious Triplett	DB	6-1	185	Fr.-R	RS	Memphis, Tenn. (Ridgeway)
3	Josh Jarboe	WR	6-3	215	Sr.	1L	Decatur, Ga. (Northeast Mississippi CC)
3	Tyler Lindsey	LB	5-11	205	Fr.	HS	Hot Springs, Ark. (Lake Hamilton)
4	Brian Davis	K	5-11	160	Jr.	2L	Brentwood, Tenn. (Brentwood)
4	R.J. Fleming	WR	5-10	170	Jr.	2L	Natchez, Miss. (Trinity Episcopal Day School)
5	Don Jones	DB	6-1	208	Sr.	2L	Town Creek, Ala. (Miss. Gulf Coast CC)
6	Frankie Jackson	RB	5-9	185	So.-R	1L	Baton Rouge, La. (Capitol)
7	Julian Jones	WR	6-0	190	Jr.-R	2L	Germantown, Tenn. (Germantown)
8	Stephen Hogan	QB	6-4	205	Fr.-R	RS	Greenwood, Ark. (Greenwood)
8	Tausean Holmes	DB	5-10	190	Sr.	3L	Millington, Tenn. (Millington)
9	Rod Smith	RB	5-10	180	So.-R	1L	Dumas, Ark. (Dumas)
10	Artez Brown	DB	6-0	170	So.	1L	Newport, Ark. (Newport)
10	Zach Davis	QB	6-2	195	Fr.-R	RS	Harrisburg, Ark. (Harrisburg)
11	Phillip Butterfield	QB	6-2	215	Jr.-R	1L	Lake Hamilton, Ark. (Lake Hamilton)
11	Sterling Young	DB	6-2	182	So.-R	1L	Hoover, Ala. (Hoover)
12	Kyle Coleman	DB	6-1	215	So.	1L	Pine Bluff, Ark. (Watson Chapel)
13	Fredi Knighten	QB	5-10	160	Fr.	HS	Little Rock, Ark. (Pulaski Academy)
14	Dezmond Stegall	QB	6-1	208	Fr.	HS	Searcy, Ark. (Searcy)
15	Neely Sullivent	P	6-0	190	Sr.-R	2L	Bauxite, Ark. (Bauxite)
16	Ryan Aplin	QB	6-1	205	Sr.-R	3L	Tampa, Fla. (Fleming Island)
16	TeDarius Turner	DB	5-8	175	Fr.-R	RS	Memphis, Tenn. (Cordova)
18	Andre Smith	H-BACK	6-1	215	Sr.-R	3L	Killeen, Texas (Shoemaker)
19	Darion Griswold	TE	6-5	240	Fr.-R	RS	Dumas, Ark. (Dumas)
20	Cole Lorigan	DB	5-10	170	Sr.-R	3L	Hot Springs, Ark. (Hot Springs)
21	Sirgregory Thornton	RB	5-11	190	Jr.	2L	Memphis, Tenn. (Germantown)
22	Anthony Kincy	H-BACK	6-0	232	Sr.	1L	St. Petersburg, Fla. (Butte (CA) College)
23	J.D. McKissic	WR	5-10	185	Fr.-R	RS	Phenix City, Ala. (Central)
24	Andrew Tryon	DB	5-10	185	So.-R	1L	Little Rock, Ark. (Russellville)
25	David Oku	RB	5-10	195	Jr.	TR	Midwest City, Okla. (Tennessee)
25	Chaz Scales	DB	5-9	170	Sr.	3L	Franklin, Tenn. (Centennial)
26	DeKeathan Williams	ATH	6-1	200	Fr.	HS	West Helena, Ark. (Central)
27	Tres Houston	WR	6-2	183	So.	TR	College Park, Ga. (Northeast Mississippi CC)
28	Charleston Girley	DB	6-1	190	Fr.-R	RS	Pine Bluff, Ark. (Dollarway)
29	Chris Humes	DB	5-11	190	Fr.	HS	Hoover, Ala. (Spain Park)
30	Kelsey Collins	WR	5-8	170	So.-R	1L	Pine Bluff, Ark. (Pine Bluff)
31	Grant Gill	LB	6-1	210	So.-R	SQ	McGehee, Ark. (McGehee)
32	Ryan Jacobs	DB	6-1	185	So.-R	SQ	Evans, Ga. (Greenbrier)
33	Jonathan Victorian	DB	6-0	185	Sr.	2L	St. Louis, Mo. (Pattonville)
34	Booker Mayes	DB	5-11	162	Fr.	HS	Pine Bluff, Ark. (Dollarway)
35	Michael Gordon	RB	5-9	190	Fr.	HS	Camden, Miss. (Velma Jackson)
36	Tre' Fletcher	DB	5-8	183	Fr.	HS	Powder Springs, Ga. (McEachern)
37	Eddie Porter	LB	6-3	235	Jr.	TR	Woodlands, Texas (Blinn (TX) College)
38	Rocky Hayes	RB	5-11	177	Fr.	HS	Heflin, Ala. (Clebume County)
39	Todd Mays	DB	5-11	200	Fr.	HS	Olive Branch, Miss. (Olive Branch)
40	Nathan Herrold	LB	6-3	235	Sr.-R	3L	Ozark, Mo. (Ozark)
41	LaAngelo Albright	LB	5-11	205	Jr.-R	2L	Prattville, Ala. (Prattville)
42	Chris Stone	DE	6-3	245	Fr.-R	RS	Daleville, Ala. (Daleville)
43	Kendrick Daniels	RB	5-7	155	Fr.	HS	Sulphur Springs, Texas (Sulphur Springs)
44	Brock Barnhill	DB	6-0	176	So.-R	SQ	Mountain Home, Ark. (Mountain Home)
44	Cody Prater	TE	6-0	215	Sr.-R	3L	Jonesboro, Ark. (Valley View)
45	Tyler Morris	DS	5-11	185	Fr.	HS	Adairsville, Ga. (Cartersville)
46	Christian Fluellen	RB	5-11	235	Fr.	HS	Duncanville, Texas (Duncanville)
47	Jason Card	LB	6-0	212	So.	HS	Memphis, Tenn. (Ridgeway)
48	Qushaun Lee	LB	5-11	225	So.-R	1L	Prattville, Ala. (Prattville)
50	Darius Buckley	LB	5-10	223	So.-R	RS	Memphis, Tenn. (Lambuth)
51	Cade Oliver	DS	6-3	220	Jr.-R	RS	Mansfield, Texas (Kilgore (TX) JC)



**2012 ARKANSAS STATE FOOTBALL NOTES: NUMERICAL ROSTER**

<b>No.</b>	<b>Name</b>	<b>Pos.</b>	<b>Ht.</b>	<b>Wt.</b>	<b>Cl.</b>	<b>Exp</b>	<b>Hometown (previous school)</b>
52	Quanterio Heath	LB	6-2	200	Fr.	HS	Rison, Ark. (Rison)
53	Nick Nelms	LB	5-11	225	Sr.	3L	Germantown, Tenn. (Houston)
54	Shervarius Jackson	DE	6-2	230	Sr.	1L	Fort Valley, Ga. (Fresno City (CA) College)
55	Eric Allen	OL	6-1	300	Sr.-R	3L	Daphne, Ala. (Daphne)
58	Tyler Greve	OL	6-3	290	So.-R	1L	Jonesboro, Ark. (Jonesboro)
59	Jake Campbell	OL	6-6	320	Jr.-R	2L	Belleville, Ill. (Belleville East)
60	Steven Haunga	OL	6-2	313	Jr.-R	RS	Richmond, Calif. (College of the Canyons (CA))
61	Colton Jackson	OL	6-5	240	Fr.	HS	Ozark, Ark. (Ozark)
63	Cliff Mitchell	OL	6-5	305	Jr.-R	2L	Jasper, Texas (Jasper)
64	Lamarcus Cole	DL	6-2	220	Fr.	HS	Little Rock, Ark. (Hall)
67	Aaron Williams	OL	6-5	324	Jr.-R	RS	Moss Point, Miss. (Ariz. Western College)
68	Bryce Giddens	OL	6-0	265	Fr.	HS	Moultrie, Ga. (Colquitt County)
69	Alan Wright	OL	6-4	295	So.-R	1L	Cave City, Ark. (Cave City)
70	Devin Mondie	OL	6-6	300	Fr.	HS	Olive Branch, Miss. (Olive Branch)
71	Steven Stevens	OL	6-4	265	Fr.-R	RS	Bay Minette, Ala. (Baldwin County)
72	Kevin Galindo	OL	6-5	285	Sr.	1L	Concord, Calif. (Laney (CA) College)
73	Travis Bodenstein	OL	6-5	310	So.	TR	Springdale, Ark. (Kansas)*
74	Zack McKnight	OL	6-4	300	Sr.-R	1L	Salyer, Calif. (Mendocina Junior College)
75	Michael Flint	OL	6-3	297	Fr.	HS	Oxford, Ala. (Oxford)
76	Austin Moreton	DL	6-3	295	Fr.	HS	Fort Smith, Ark. (Southside)
77	Dexter Blackmon	DL	6-4	283	Jr.	TR	Selma, Ala. (Coffeyville (Kan.) CC)
78	Quintaz Struble	DL	6-2	235	Fr.	HS	Oklahoma City, Okla. (Heritage Hall)
79	Jemar Clark	OL	6-6	305	Fr.	HS	McCrary, Ark. (McCrary)
80	William Boyd	WR	6-1	195	So.-R	SQ	Cave City, Ark. (Cave City)
81	Ryan Wilbourn	K/P	5-10	157	Sr.-R	2L	Searcy, Ark. (Searcy)
82	Warren Leapheart	WR	6-4	205	Fr.	HS	Morrilton, Ark. (Morrilton)
84	Derek Keaton	WR	5-11	170	Fr.	HS	Camden, Ark. (Camden Fairview)
85	Kedric Murry	TE	6-3	265	Sr.-R	3L	Pleasant Grove, Ala. (Pleasant Grove)
86	Kendall Bruce	WR	5-10	190	Fr.	HS	Little Rock, Ark. (Pulaski Academy)
87	Kenneth Rains	TE	6-4	250	So.-R	1L	Hot Springs, Ark. (Lake Hamilton)
88	Max Coffin	P	5-11	180	Fr.	HS	Fayetteville, Ark. (Fayetteville)
89	Taylor Mason	WR	6-0	166	Fr.-R	RS	Jonesboro, Ark. (Valley View)
90	Ronnell Wright	DL	6-3	285	Sr.	1L	Savannah, Ga. (Butte (CA) College)
91	Timothy Starson	DE	6-5	255	Sr.-R	3L	Fort Smith, Ark. (Northside)
92	Darrius Rosser	DL	6-4	260	Fr.	HS	Marion, Ark. (Marion)
93	Darius Dunaway	DL	6-5	260	Jr.-R	2L	Monroe, La. (Carroll)
94	Markel Owens	DL	6-2	280	So.-R	1L	Jackson, Tenn. (Liberty Tech)
95	Hunter Shantz	DL	6-3	210	Fr.	HS	Cape Girardeau, Mo. (Cape Central)
96	John Gandy	DE	6-0	245	Jr.	TR	Houston, Texas (Blinn (Texas) College)
97	Amos Draper	DL	6-3	270	Jr.-R	2L	Tanner, Ala. (Tanner)
98	Ryan Carrethers	DL	6-2	310	Jr.-R	2L	Nashville, Tenn. (Brentwood Academy)
99	Luke Ferguson	K	6-0	195	Fr.	HS	Jonesbor, Ark. (Jonesboro)

\*Due to NCAA transferring rules, will not be eligible to compete in a game until the 2013 season

**PRONUNCIATION GUIDE**

Taylor Stockemer.....stock-IH-mer  
 Josh Jarboe.....jar-BOW  
 Tausean Holmes .....TUH-shawn  
 Devin Mondie.....MAHN-Dee  
 Allen Muse.....MUCE  
 Qushaun Lee.....QUH-shawn  
 Steven Haunga .....HONG-uh  
 Markel Owens .....MAHR-Kell  
 David Oku .....Oh-KOO  
 Quintaz Struble .....STREW-Bull

**OFFENSE****LEFT TACKLE**

- 67 Aaron Williams (6-5, 298, Jr.)  
 72 Kevin Galdino (6-5, 263, Sr.)

**LEFT GUARD**

- 60 Steven Haunga (6-1, 315, Jr.)  
 58 Tyler Greve (6-3, 277, So.)

**CENTER**

- 55 Eric Allen (6-1, 291, Sr.)  
 68 Bryce Giddens (6-0, 285, Fr.)

**RIGHT GUARD**

- 69 Alan Wright (6-4, 295, So.-R)  
 63 Cliff Mitchell (6-5, 277, Jr.-R)

**RIGHT TACKLE**

- 74 Zack McKnight (6-4, 300, Sr.)  
 71 Steven Stevens (6-4, 268, Fr.-R)

**QUARTERBACK**

- 16 Ryan Aplin (6-1, 199, Sr.)  
 or 11 Phillip Butterfield (6-2, 211, Jr.)  
 13 Fredi Knighten (5-10, 192, Fr.)

**RUNNING BACK**

- 25 David Oku (5-10, 199, Jr.)  
 or 6 Frankie Jackson (5-9, 197, So.-R)  
 21 Sirgregory Thornton (5-11, 201, Jr.)

**WIDE RECEIVER**

- 3 Josh Jarboe (6-3, 198, Sr.)  
 84 Derek Keaton (5-11, 169, Fr.)

**WIDE RECEIVER**

- 2 Taylor Stockemer (6-4, 211, Sr.)  
 23 J.D. McKissic (5-10, 184, Fr.-R)

**WIDE RECEIVER**

- 1 Carlos McCants (5-11, 194, Jr.)  
 4 R.J. Fleming (5-10, 170, Jr.)

**TIGHT END/H-BACK**

- or 22 Anthony Kincy (6-0, 232, Sr.)  
 or 18 Andre Smith (6-1, 215, Sr.)  
 or 19 Darrion Griswold (6-5, 240, Fr.-R)  
 87 Kenny Raines (6-4, 250, So.-R)

**DEFENSE****DEFENSIVE END**

- 91 Tim Starson (6-5, 255, Sr.)  
 93 Darius Dunaway (6-5, 274, Jr.)

**DEFENSIVE TACKLE**

- 97 Amos Draper (6-3, 270, Jr.)  
 90 Ronnell Wright (6-3, 285, Sr.)

**DEFENSIVE TACKLE**

- 98 Ryan Carrethers (6-2, 310, Jr.-R)  
 77 Dexter Blackmon (6-4, 273, Jr.)

**DEFENSIVE END**

- 54 Shervarius Jackson (6-2, 230, Sr.)  
 42 Chris Stone (6-3, 251, Fr.-R)

**WOLF LINEBACKER**

- 53 Nick Nelms (5-11, 225, Sr.)  
 37 Eddie Porter (6-3, 235, Jr.)

**MIKE LINEBACKER**

- 40 Nathan Herrold (6-3, 235, Sr.)  
 48 Qushaun Lee (5-11, 232, Jr.-R)

**STING LINEBACKER**

- 5 Don Jones (6-1, 195, Sr.)  
 12 Kyle Coleman (6-1, 210, So.)

**CORNERBACK**

- 25 Chaz Scales (5-9, 167, Sr.)  
 or 33 Jonathan Victorian (6-0, 185, Sr.)  
 2 Terrious Triplett (6-1, 191, Fr.-R)

**FREE SAFETY**

- 11 Sterling Young (6-2, 182, So.-R)  
 20 Cole Lorigan (5-11, 168, Sr.)

**STRONG SAFETY**

- or 29 Chris Humes (5-11, 190, Fr.)  
 8 Tausean Holmes (5-10, 190, Sr.)

**CORNERBACK**

- 24 Andrew Tryon (5-10, 185, So.-R)  
 or 10 Artez Brown (6-0, 174, So.)  
 38 Rocky Hayes (5-11, 177, Fr.)

**SPECIALISTS****PLACE KICKER**

- 4 Brian Davis (5-11, 182, Jr.)  
 99 Luke Ferguson (6-0, 193, Fr.)

**KICKOFFS**

- 99 Luke Ferguson (6-0, 193, Fr.)  
 81 Ryan Wilbourn (5-10, 157, Sr.)

**PUNTER**

- 15 Neely Sullivent (6-0, 195, Sr.)  
 81 Ryan Wilbourn (5-10, 157, Sr.)

**KICK RETURN**

- 25 David Oku (5-10, 199, Jr.)  
 38 Rocky Hayes (5-11, 177, Fr.)

**PUNT RETURN**

- 23 J.D. McKissic (5-10, 184, Fr.-R)  
 13 Fredi Knighten (5-10, 192, Fr.)

**HOLDER**

- 15 Neely Sullivent (6-0, 195, Sr.)  
 81 Ryan Wilbourn (5-10, 157, Sr.)

**LONGSNAPPER**

- 51 Cade Oliver (6-3, 209, Jr.)  
 10 Zach Davis (6-2, 179, Fr.-R)



## 2012 ARKANSAS STATE FOOTBALL NOTES: INDIVIDUAL CAREER HIGHS (OFFENSE)

### #1 CARLOS McCANTS, WR, JR.

Receptions ..... .5 vs. Northern Illinois (1-8-12)  
 Receiving Yards ..... .50 vs. Louisiana-Monroe (9-18-10)  
 Longest Reception ..... .42 vs. Louisiana-Monroe (9-18-10)  
 Receiving Touchdowns ..... .1 at Oregon (9-1-12)

### #2 TAYLOR STOCKEMER, WR, SR.

Receptions ..... .11 vs. Northern Illinois (1-8-12)  
 Receiving Yards ..... .185 vs. Northern Illinois (1-8-12)  
 Longest Reception ..... .65 at Louisiana-Lafayette (9-11-10)  
 Receiving Touchdowns ..... .2, twice (last vs. Louisiana-Lafayette, 11-12-11)

### #3 JOSH JARBOE, WR, JR.

Receptions ..... .13 at Oregon (9-1-12)  
 Receiving Yards ..... .162 vs. Memphis (9-10-11)  
 Longest Reception ..... .71 vs. Memphis (9-10-11)  
 Receiving Touchdowns ..... .2 vs. Memphis (9-10-11)  
 Rushes ..... .4 at Oregon (9-1-12)  
 Rushing Yards ..... .13 at Oregon (9-1-12)  
 Longest Rush ..... .7 at Oregon (9-1-12)

### #4 BRIAN DAVIS, K, JR.

Extra Point Attempts ..... .6 vs. Troy (12-3-11)  
 Extra Points Made ..... .6 vs. Troy (12-3-11)  
 Field Goals Attempted ..... .6 vs. UCA (9-24-11)  
 Field Goals Made ..... .6 vs. UCA (9-24-11)  
 Longest Field Goal ..... .47 at Illinois (9-3-11)  
 Points Scored ..... .23 vs. UCA (9-24-11)

### #4 R.J. FLEMING, WR, JR.

Receptions ..... .8 at WKU (10-1-11)  
 Receiving Yards ..... .55 vs. Western Kentucky (11-13-10)  
 Longest Reception ..... .16 vs. North Texas (10-30-11)  
 Rushes ..... .3 vs. Louisville (10-2-10)  
 Rushing Yards ..... .24 vs. Louisville (10-2-10)  
 Longest Rush ..... .17 vs. Louisville (10-2-10)  
 Kickoff Returns ..... .3 at ULM (10-8-11)  
 Longest Kickoff Return ..... .81 at Navy (11-20-10)

### #5 DAVID OKU, RB, JR.

Rushes ..... .25 vs. Memphis (9-8-12)  
 Rushing Yards ..... .111 vs. Memphis (9-8-12)  
 Longest Rush ..... .18 vs. Memphis (9-8-12)  
 Receptions ..... .3 at Oregon (9-1-12)  
 Receiving Yards ..... .21 at Oregon (9-1-12)  
 Longest Reception ..... .13 at Oregon (9-1-12)  
 Kickoff Returns ..... .4 at Oregon (9-1-12)  
 Kickoff Return Yards ..... .71 at Oregon (9-1-12)  
 Longest Kickoff Return ..... .22 at Oregon (9-1-12)

### #6 FRANKIE JACKSON, RB, SO.

Rushes ..... .15 vs. Louisiana-Lafayette (11-12-11)  
 Rushing Yards ..... .101 vs. Memphis (9-10-11)  
 Longest Rush ..... .48 vs. Memphis (9-10-11)  
 Rushing Touchdowns ..... .2 vs. Memphis (9-8-12)  
 Receptions ..... .2, five times times (last vs. Memphis, 9-8-12)  
 Receiving Yards ..... .44 vs. FIU (10-18-11)  
 Long Reception ..... .40 at ULM (10-8-11)  
 Kickoff Returns ..... .2 at Nebraska (9-15-12)  
 Kickoff Return Yards ..... .53 at Nebraska (9-15-12)  
 Longest Kickoff Return ..... .27 at Nebraska (9-15-12)

### #7, JULIAN JONES, JR., WR

Receptions ..... .2, twice (last vs. Memphis, 9-8-12)  
 Receiving Yards ..... .80 at Oregon (9-1-12)  
 Longest Receptions ..... .72 at Oregon (9-1-12)  
 Receiving Touchdowns ..... .1 at Oregon (9-1-12)

### #9 ROD SMITH, RB, FR.

Rushes ..... .6 vs. UCA (9-24-11)  
 Rushing Yards ..... .30 vs. UCA (9-24-11)  
 Longest Rush ..... .15 vs. UCA (9-24-11)  
 Receptions ..... .2 at ULM (10-8-11)  
 Long Reception ..... .2 at ULM (10-8-11)

### #13 FREDI KNIGHTEN, QB, FR.

Pass Attempts ..... .2 at Nebraska (9-15-12)  
 Rushes ..... .4 vs. Memphis (9-8-12)  
 Rushing Yards ..... .8 vs. Memphis (9-8-12)  
 Longest Rush ..... .7 at Nebraska (9-15-12)

### #15 NEELY SULLIVENT, P, SR.

Punts ..... .6, four times (last vs. FAU, 10-23-10)  
 Punting Yards ..... .273 vs. Florida Atlantic (10-23-10)  
 Average per Punt ..... .57.0 at Illinois (9-3-11)  
 Longest Punt ..... .67 at Illinois (9-3-11)  
 Inside 20 ..... .3, three times (last at Indiana, 10-16-10)

### #16 RYAN APLIN, QB, SR.

Pass Attempts ..... .58 vs. Northern Illinois (1-8-12)  
 Completions ..... .37 at WKU (10-1-11)  
 Passing Yards ..... .438 at Louisiana-Lafayette (9-11-10)  
 Long Pass ..... .72 at Oregon (9-1-12)  
 Passing Touchdowns ..... .3, five times (last vs. Troy, 12-3-11)  
 Rushing Yards ..... .164 vs. FIU (10-18-11)  
 Rushing Touchdowns ..... .4 at Florida Atlantic (11-5-11)  
 Total Offense ..... .442 at Louisiana-Lafayette (9-11-10)  
 TD's Responsible For ..... .5, twice (last at Florida Atlantic, 11-5-11)

### #18 ANDRE SMITH, H-BACK, SR.

Pass Attempts ..... .12 vs. Memphis (9-10-11)  
 Completions ..... .10 vs. Memphis (9-10-11)  
 Passing Yards ..... .101 vs. Memphis (9-10-11)  
 Long Pass ..... .30 vs. Memphis (9-10-11)  
 Passing Touchdowns ..... .1 vs. Memphis (9-10-11)  
 Receptions ..... .2 at Auburn (9-4-10)  
 Receiving Yards ..... .19 at Auburn (9-4-10)  
 Longest Reception ..... .14 at Auburn (9-4-10)  
 Rushes ..... .11 vs. UCA (9-24-11)  
 Rushing Yards ..... .60 vs. UCA (9-24-11)  
 Longest Rush ..... .21 vs. UCA (9-24-11)

### #19 DARION GRISWOLD, TE, FR.

Receptions ..... .1, twice (last vs. Memphis, 9-8-12)  
 Receiving Yards ..... .26 at Oregon (9-1-12)  
 Longest Reception ..... .26 at Oregon (9-1-12)

### #21 SIRGREGORY THORNTON, RB, JR.

Rushes ..... .9 vs. Louisville (10-2-10)  
 Rushing Yards ..... .78 vs. Louisville (10-2-10)  
 Longest Rush ..... .40 vs. Memphis (9-10-11)  
 Rushing Touchdowns ..... .1 at Indiana (10-16-10)  
 Receptions ..... .4 at Indiana (10-16-10)  
 Receiving Yards ..... .54 at Indiana (10-16-10)  
 Longest Reception ..... .22 at Indiana (10-16-10)  
 Receiving Touchdowns ..... .1 at Indiana (10-16-10)

### #22 ANTHONY KINCY, H-BACK, SR.

Receptions ..... .2, twice (last vs. Northern Illinois, 1-8-12)  
 Receiving Yards ..... .21 at Middle Tennessee (11-19-11)  
 Longest Reception ..... .21 at Middle Tennessee (11-19-11)  
 Receiving Touchdowns ..... .1 at Middle Tennessee (11-19-11)

### #23 J.D. McKISSIC, WR, FR.

Receptions ..... .8, twice (last at Nebraska, 9-15-12)  
 Receiving Yards ..... .99 vs. Memphis (9-8-12)  
 Longest Reception ..... .30 vs. Memphis (9-8-12)

### #38 ROCKY HAYES, RB, FR.

Rushes ..... .6 at Nebraska (9-15-12)  
 Rushing Yards ..... .68 vs. Memphis (9-8-12)  
 Longest Rush ..... .33 vs. Memphis (9-8-12)  
 Kickoff Returns ..... .1, twice (last at Nebraska, 9-15-12)  
 Kickoff Return Yards ..... .26 at Oregon (9-1-12)  
 Long Kickoff Return ..... .26 at Oregon (9-1-12)  
 Punt Returns ..... .1 at Nebraska (9-15-12)  
 Punt Return Yards ..... .22 at Nebraska (9-15-12)  
 Longest Punt Return ..... .22 at Nebraska (9-15-12)

### #85 KEDRIC MURRY, TE, SR.

Receptions ..... .4 at Florida Atlantic (11-14-09)  
 Receiving Yards ..... .44 at Florida Atlantic (11-14-09)  
 Longest Reception ..... .43 at Nebraska (9-12-09)

## 2012 ARKANSAS STATE FOOTBALL NOTES: INDIVIDUAL CAREER HIGHS (DEFENSE)

### #5 DON JONES, DB, SR.

Tackles .....10 vs. Troy (12-3-11)  
Tackles for Loss .....1, six times (last at Oregon, 9-1-12)  
Sacks .....1 at Illinois (9-3-11)  
Interceptions .....1 vs. Troy (12-3-11)  
Pass Break-up .....2 at ULM (10-8-11)  
Kickoff Returns .....1 at Illinois (9-3-11)  
Kickoff Return Yards .....17 at Illinois (9-3-11)

### #8 TAUSEAN HOLMES, DB, SR.

Tackles .....8 vs. Louisiana-Monroe (9-18-10)  
Tackles For Loss .....3 at Middle Tennessee (11-19-11)  
Forced Fumbles .....1, three times (last vs. Troy, 12-3-11)  
Interceptions .....1 at Troy (9-25-10)  
Pass Break-up .....2 at Middle Tennessee (11-19-11)  
Kickoff Returns .....1 at Auburn (9-4-10)  
Kickoff Return Yards .....13 at Auburn (9-4-10)

### #10 ARTEZ BROWN, DB, SO.

Tackles .....1, three times (last at Nebraska, 9-15-12)  
Kickoff Returns .....2 at Illinois (9-3-11)  
Kickoff Return Yards .....27 at Illinois (9-3-11)  
Long Kickoff Return .....17 at Illinois (9-3-11)

### #11 STERLING YOUNG, S, SO.

Tackles .....9 at Florida Atlantic (11-5-11)  
Tackles For Loss .....1.5 vs. FIU (10-18-11)  
Sacks .....1 vs. FIU (10-18-11)  
Interceptions .....1 vs. UCA (9-24-11)  
Pass Break-up .....1, three times (last at Oregon, 9-1-12)  
Fumbles Recovered .....1, twice (last at Florida Atlantic, 11-5-11)

### #12 KYLE COLEMAN, DB, SO.

Tackles .....6 at Nebraska (9-15-12)

### #20 COLE LORIGAN, DB, SR.

Tackles .....8 vs. Memphis (9-8-12)  
Fumbles Recovered .....1 vs. Troy (12-3-11)  
Pass Break-up .....1 at Oregon (9-1-12)

### #24 ANDREW TRYON, DB, SO.

Tackles .....6 at Oregon (9-1-12)  
Kickoff Returns .....4 vs. Northern Illinois (1-8-12)  
Kickoff Return Yards .....114 vs. Northern Illinois (1-8-12)  
Longest Kickoff Return .....60 at Florida Atlantic (11-5-12)

### #25 CHAZ SCALES, CB, SR.

Tackles .....10 at ULM (10-8-11)  
Tackles For Loss .....1, twice (last at Florida Atlantic, 11-5-11)  
Sacks .....0.5 at Virginia Tech (9-17-11)  
Interceptions .....1, twice (last at Oregon, 9-1-12)  
Fumbles Recovered .....1 at Troy (9-25-10)  
Pass Break-up .....4 vs. Troy (12-3-11)

### #29, CHRIS HUMES, DB, FR.

Tackles .....2 at Oregon (9-1-12)

### #33, JONATHAN VICTORIAN, DB, SR.

Tackles .....2, twice (last vs. Memphis, 9-8-12)

### #37, EDDIE PORTER, LB, JR.

Tackles .....5, twice (last at Nebraska, 9-15-12)  
Tackles for Loss .....0.5 vs. Memphis (9-8-12)  
Forced Fumbles .....1 at Nebraska (9-15-12)  
Fumble Recoveries .....1 at Nebraska (9-15-12)

### #40 NATHAN HERROLD, LB, SR.

Tackles .....14 vs. Western Kentucky (11-13-10)  
Tackles For Loss .....2 at Nebraska (9-15-12)  
Forced Fumbles .....1, four times (last at Nebraska, 9-15-12)  
Fumbles Recovered .....1 vs. Memphis (9-10-11)  
Sacks .....1, three times (last at Nebraska, 9-15-12)  
Pass Break-up .....1, three times (last vs. Northern Illinois, 1-8-12)

### #41 LAANGELO ALBRIGHT, LB, JR.

Tackles .....4 vs. Memphis (9-10-11)  
Tackles For Loss .....0.5 vs. Memphis (9-10-11)

### #42, CHRIS STONE, DE, FR.

Tackles .....4 vs. Memphis (9-8-12)  
Tackles for Loss .....1, twice (last vs. Memphis, 9-8-12)

### #48 QUSHAUN LEE, LB, SO.

Tackles .....15 at Nebraska (9-15-12)  
Tackles For Loss .....1, four times (last vs. Northern Illinois, 1-8-12)  
Sacks .....0.5 at Virginia Tech (9-17-11)  
Interceptions .....1, twice (last vs. FIU, 10-18-11)  
Pass Break-Ups .....1 at Nebraska (9-15-12)  
Fumble Recoveries .....1 at Nebraska (9-15-12)

### #53 NICK NELMS, LB, SR.

Tackles .....8 vs. FIU (10-18-11)  
Tackles For Loss .....1 at Western Kentucky (12-3-09)  
Sacks .....0.5 at Oregon (9-1-12)  
Fumbles Forced .....1, twice (last vs. FIU, 10-18-11)  
Interceptions .....1 at Western Kentucky (12-3-09)  
Fumble Recoveries .....1 at Auburn (9-4-10)

### #54, SHERVARIUS JACKSON, DE, SR.

Tackles .....2, three times (last at Nebraska, 9-15-12)  
Tackles for Loss .....1.5 at Oregon (9-1-12)  
Sacks .....1 at Nebraska (9-15-12)

### #77, DEXTER BLACKMON, DL, JR.

Tackles .....2 at Oregon (9-1-12)

### #90 RONNELL WRIGHT, DL, SR.

Tackles .....6 at Nebraska (9-15-12)  
Tackles For Loss .....1.5 vs. Memphis (9-10-11)  
Sacks .....1 vs. Memphis (9-10-11)

### #91 TIM STARSON, DE, SR.

Tackles .....6 vs. Memphis (9-8-12)  
Tackles For Loss .....2.5 vs. Memphis (9-8-12)  
Sacks .....1, twice (last vs. Memphis, 9-8-12)  
Fumbles Forced .....1 at Illinois (9-3-11)  
Blocked Kicks .....3 vs. Louisiana-Monroe (9-18-10)  
Blocked Extra Points .....2 vs. Louisiana-Monroe (9-18-10)  
Blocked Field Goals .....1 vs. Louisiana-Monroe (9-18-10)

### #93, DARIUS DUNAWAY, DE, JR.

Tackles .....3 vs. UCA (9-24-11)

### #94, MARKEL OWENS, DL, SO.

Tackles .....3 at Oregon (9-1-12)

### #96, JOHN GANDY, DE, JR.

Tackles .....1 at Oregon (9-1-12)  
Tackles For Loss .....1 at Oregon (9-1-12)

### #97 AMOS DRAPER, DL, JR.

Tackles .....7 at Navy (11-20-10)  
Tackles For Loss .....3 at Troy (9-25-10)  
Sacks .....1, three times (last vs. Middle Tennessee, 11-2-10)  
Fumbles Forced .....1, twice (last at Troy, 9-25-10)  
Fumbles Recovered .....1 vs. Middle Tennessee (11-2-10)  
Blocked Field Goals .....1 at Louisiana-Lafayette (9-11-10)

### #98 RYAN CARRETHERS, DL, JR.

Tackles .....10 vs. Memphis (9-8-12)  
Tackles for Loss .....1, twice (last at WKU, 10-1-11)  
Sacks .....1 at WKU, 10-1-11  
Fumble Recoveries .....1 at Nebraska, 9-15-12



## TEAM

### **SHUT OUT AN OPPONENT**

ASU: 9-5-09 vs. Mississippi Valley State (61-0)  
OPP: 11-1-08, No. 2 Alabama (35-0)

### **RUSHED FOR OVER 250 YARDS**

ASU: 9-8-12 vs. Memphis (54 carries for 298 yards)  
OPP: 9-15-12 at Nebraska (59 carries for 347 yards)

### **RUSHED FOR OVER 300 YARDS**

ASU: 9-24-11 vs. UCA (56 for 375 yards)  
OPP: 9-15-12 at Nebraska 59 carries for 347 yards)

### **PASSED FOR OVER 300 YARDS**

ASU: 9-8-12 vs. Memphis (24-44-0 for 321 yards)  
OPP: 9-1-12 at Oregon (28-39-1 for 308 yards)

### **HAD OVER 500 YARDS OF TOTAL OFFENSE**

ASU: 9-8-12 vs. Memphis (619 yards: 321 pass, 298 rush)  
OPP: 9-15-12 at Nebraska (527 yards: 347 rush, 180 pass)

### **HAD OVER 600 YARDS OF TOTAL OFFENSE**

ASU: 9-8-12 vs. Memphis (619 yards: 321 pass, 298 rush)  
OPP: 9-1-12 at Oregon (605 yards: 308 pass, 297 rush)

### **RECORDED 30 OR MORE FIRST DOWNS**

ASU: 9-28-11, 34 vs. Memphis  
OPP: 9-1-12, 34, at Oregon

### **FAILED TO RUSH FOR 100 YARDS**

ASU: 1-8-12 vs. Northern Illinois (29 carries for 28 yards)  
OPP: 1-8-12 vs. Northern Illinois (35 carries for 59 yards)

### **FAILED TO PASS FOR OVER 100 YARDS**

ASU: 11-1-08 at No. 2 Alabama (8 of 17 for 67 yards)  
OPP: 9-10-11 vs. Memphis (13 of 29 for 87 yards)

### **HELD AN OPPONENT UNDER 200 YARDS TOTAL OFF.**

ASU: 9-10-11 vs. Memphis (169 yards: 82 rush, 87 passing)  
OPP: 11-1-08, No. 2 Alabama (158 yards : 91 rushing, 67 passing)

### **SCORED A SAFETY**

ASU: 9-3-11 at Illinois  
OPP: 11-19-11, Middle Tennessee

### **SCORED 50 OR MORE POINTS**

ASU: 9-24-11 vs. UCA (53-24)  
OPP: 9-1-12 at Oregon (57-34)

## INDIVIDUAL

### **PLAYER RUSHED FOR 100 YARDS**

ASU: 9-8-12, David Oku (vs. Memphis), 25 carries for 111 yards  
OPP: 9-15-12, Ameer Abdullah (Nebraska), 30 carries for 167 yards

### **PLAYER RUSHED FOR 200 YARDS**

ASU: 9-6-08, Derek Lawson vs. TX Southern (18 for 209 yards)  
OPP: 9-27-08, Curtis Steele, Memphis (22 carries for 203 yards)

### **TWO OR MORE PLAYERS RUSHED FOR 100 YARDS**

ASU: 11-28-09 vs. North Texas: R. Aplin (16 carries for 122 yards) and Reggie Arnold (23 carries for 111 yards)  
OPP: 10-2-10, Blial Powell (21 carries for 157 yards); Vic Anderson (18 carries for 108 yards) of Louisville

### **TWO OR MORE PLAYERS WITH 100 YARDS RECEIVING**

ASU: 10-1-11 at Western Ky.: Dwayne Frampton (9 receptions for 126 yards) and Josh Jarboe (9 receptions for 112 yards)

### **PLAYER PASSED FOR 300 YARDS**

ASU: 9-8-12, Ryan Aplin vs. Memphis (24-44-0 for 321 yards)  
OPP: 12-3-11, Corey Robinson, Troy (32-52-2 for 311 yards)

### **PLAYER PASSED FOR 400 YARDS**

ASU: 9-11-10, Ryan Aplin at UL Lafayette (25-45-1 for 438 yards)  
OPP: 2004, Clint Marks, Middle Tenn. (30-34 for 447 yards)

### **RETURNED A KICKOFF FOR A TOUCHDOWN**

ASU: 2001, James Hickenbotham vs. Idaho (93-yards)  
OPP: 10-11-08, Luther Ambrose, ULM (91 yards)

### **RETURNED A PUNT FOR A TOUCHDOWN**

ASU: 9-27-07, Kevin Jones vs. Memphis (89 yards)  
OPP: 11-3-07, L. Singleton, FIU (80 yards)

### **RETURNED AN INTERCEPTION FOR A TOUCHDOWN**

ASU: 9-24-11, Sterling Young (vs. UCA) (31 yards)  
OPP: 1-8-12, Dechan Durante (NIU)(36 yards)

### **RETURNED A FUMBLE FOR A TOUCHDOWN**

ASU: 9-15-12, Qushaun Lee at Nebraska (0 yards)  
OPP: 9-8-12, Wyton McManis, Memphis (0 yards)

### **BLOCKED AN OPPONENT'S PUNT**

ASU: 12-3-11, Qushaun Lee vs. Troy  
OPP: 9-8-12, Anthony Watson (Memphis)

### **RETURNED A BLOCKED PUNT FOR A TOUCHDOWN**

ASU: 12-3-11, Qushaun Lee (block) and Don Jones (TD) vs. Troy (12 yards)  
OPP: 9-8-12, Anthony Watson (block) and Teven Jones (TD), Memphis (0 yards)

### **RETURNED A BLOCKED FIELD GOAL FOR A TD**

ASU: 2000, Hanis Bowens vs. North Carolina State (80 yards)  
OPP: 2004, Terryl Fenton, UL-Lafayette (80-yards)

### **RUN FROM SCRIMMAGE OF 50 YARDS OR MORE**

ASU: 10-11-08, Jahbari McLennan vs. ULM (63 yards)  
OPP: 9-11-10, Kevis Streeter (UL Lafayette), 71 yards  
9-11-10, Chris Masson (UL Lafayette), 60 yards

### **PASS FROM SCRIMMAGE OF 50 YARDS OR MORE**

ASU: 9-1-12, 72 yards at Oregon (Ryan Aplin to Julian Jones)  
OPP: 9-17-11, 52 yards vs. Virginia Tech (L. Thomas to Danny Coale)

### **MADE 50+ YARD FIELD GOAL**

ASU: 9-10-11, 56 yards (Bobby Zalud vs. Memphis)  
OPP: 9-23-06, 50 yards (T. Morstead, SMU)

**2012 ARKANSAS STATE STARTING LINEUPS****OFFENSE**

	QB	RB	H-BACK	WR/TE	WR	WR	LT	LG	C	RG	RT
<b>OREGON</b>	Aplin	Oku	Kincy	McCants	Jones	Muse	Williams	Haunga	Allen	Mitchell	McKnight
<b>MEMPHIS</b>	Aplin	Oku	Kincy	McCants	Jones	Jarboe	Williams	Haunga	Giddens	Wright	McKnight
<b>NEBRASKA</b>	Aplin	Hayes	Kincy	Murry	Jones	Jarboe	Williams	Haunga	Giddens	Wright	McKnight

**DEFENSE**

	DE	DT	DT	DE	WLB	MLB	SLB	CB	CB	SS	FS
<b>OREGON</b>	Starson	Draper	Carrethers	Jackson	Nelms	Herrold	Jones	Scales	Tryon	Holmes	Young
<b>MEMPHIS</b>	Starson	Draper	Carrethers	Stone	Lee	Herrold	Jones	Scales	Tryon	Lorigan	Young
<b>NEBRASKA</b>	Starson	Draper	Carrethers	Stone	Lee	Herrold	Jones	Scales	Tryon	Lorgian	Young

**2012 A-STATE LONG PLAYS (20+ YARDS)**

Yds	Play	Opponent	Date	Qtr.
72	Aplin pass to Jones (TD)	Oregon	9-1	2
42	Aplin pass to Jarboe (TD)	Memphis	9-8	2
38	Aplin pass to McCants (TD)	Oregon	9-1	4
33	Hayes rush	Memphis	9-8	2
30	Aplin pass to McKissic	Memphis	9-8	4
26	Aplin pass to Jarboe	Memphis	9-8	4
26	Aplin pass to Griswold	Oregon	9-1	3
24	Jackson rush	Oregon	9-1	4
23	Aplin pass to McKissic	Memphis	9-8	1
23	Jackson rush	Oregon	9-1	4
22	Aplin pass to McCants	Nebraska	9-15	2
20	Aplin pass to McCants	Memphis	9-8	1
<b>TOTAL: 12 50+: 1 40+: 2 30+: 5</b>				

**2012 ARKANSAS STATE SCORING DRIVES**

	Plays	Yards	TOP (QTR)	Score
<b>OREGON (6: 4 TD/2 FG)</b>				
	12	56	3:30 (2nd)	Davis 43-yard field goal
	2	80	0:19 (2nd)	Aplin 72-yard pass to Jones
	14	74	4:14 (3rd)	Davis 29-yard field goal
	6	55	1:42 (3rd)	Aplin 6-yard pass to Jarboe
	7	71	2:48 (4th)	Aplin 38-yard pass to McCants
	6	75	2:06 (4th)	Aplin 1-yard run
<b>MEMPHIS (6: 4 TD/2 FG)</b>				
	11	75	3:57 (1st)	Davis 23-yard field goal
	14	75	4:49 (2nd)	Jackson 1-yard run
	2	75	0:28 (2nd)	Aplin 42-yard pass to Jarboe
	13	89	4:46 (3rd)	Jackson 1-yard run
	12	67	3:20 (3rd)	Davis 25-yard field goal
	9	80	2:38 (4th)	Oku 1-yard run
<b>NEBRASKA (2: 0 TD/2 FG)</b>				
	9	59	2:24 (2nd)	Davis 31-yard field goal
	4	0	0:53 (3rd)	Davis 32-yard field goal

TOTAL SCORING DRIVES: 14

SCORING DRIVES TAKING TWO MINUTES OR LESS: 4 (29% of all drives)

SCORING DRIVES TAKING FOUR MINUTES OR LONGER: 3 (21% of all drives)



## 2012 ARKANSAS STATE FOOTBALL NOTES: GAME RECAPS

SEPT. 1, 2012 • AUTZEN STADIUM: 56,144  
No. 5 Oregon 57, Arkansas State 34

EUGENE, Ore. - Arkansas State senior quarterback Ryan Aplin became ASU's all-time leader in total offense and career passing yards, while senior wide out Josh Jarboe tied the school record with 13 pass receptions, but the No. 5-ranked Oregon Ducks countered with 605 yards of total offense and defeated the Red Wolves 57-34 at Autzen Stadium in the season opener for both teams. Aplin passed Corey Leonard to become ASU's all-time leader in total offense with 9,075 yards. Aplin also passed Cleo Lemon to become A-State's all-time leader in passing yards with 7,720 yards. He finished the night 29-of-44 for 304 yards and three touchdown passes, while Jarboe had 66 yards receiving and a touchdown.

Score by Quarters	1	2	3	4	Score
Arkansas State	0	10	10	14	34
Oregon	29	21	0	7	57

Team	Qtr	Time	Scoring play	Pys-Yds	TOP	Score
ORE	1	13:22	Barner 4 yd run	7-73	1:38	0-8
ORE	1	09:19	Thomas 12 yd rec	7-67	1:43	0-15
ORE	1	07:57	Huff 4 yd rec	3-22	0:29	0-22
ORE	1	02:27	Barner 17 yd run	8-56	2:54	0-29
ASU	2	13:57	Davis 43 yd FG	12-56	3:30	3-29
ORE	2	12:57	Thomas 12 yd rec	5-67	1:00	3-36
ORE	2	10:45	Thomas 33 yd run	2-48	0:23	3-43
ORE	2	07:06	Marshall 3 yd run	12-53	2:39	3-50
ASU	3	03:20	Jones 72 yd rec	2-80	0:19	10-50
ASU	3	10:46	Davis 29 yd FG	14-74	4:14	13-50
ASU	3	01:53	Jarboe 6 yd rec	6-55	1:42	20-50
ORE	4	11:36	Vaughn 7 yd rec	13-68	5:17	20-57
ASU	4	08:48	McCants 38 yd rec	7-71	2:48	27-57
ASU	4	04:30	Aplin 1 yd run	6-75	2:06	34-57

### TEAM STATISTICS

	ASU	ORE
First Downs	27	34
Net yards rushing	226	297
Net yards passing	304	308
Passes Comp-Att-Int	29-44-1	28-39-1
Total Net Yards	530	605
Fumbles: Number-Lost	3-2	2-0
Penalties: Number-Yards	6-57	8-75
Possession Time	27:27	32:33
Third Down Conversions	4 of 12	10 of 19
Sacks By: Number-Yards	1-9	0-0

### INDIVIDUAL STATISTICS

**RUSHING:** Arkansas State-Oku, David 12-81; Jackson, F. 7-72; Aplin, Ryan 12-37; Thornton, S. 1-17; Jarboe, Josh 4-13; McKissic, J.D. 1-6. Oregon Ducks-Barner, Kenjon 9-66; Thomas, D. 3-64; Marshall, Byron 24-64; Forde, Ayele 12-44; Bennett, Bryan 4-34; Mariota, Marcus 4-24; Bassett, Kenny 1-1. **PASSING:** Arkansas State-Aplin, Ryan 29-44-1-304. Oregon Ducks-Mariota, Marcus 18-22-0-200; Bennett, Bryan 10-17-1-108. **RECEIVING:** Arkansas State-Jarboe, Josh 13-66; McKissic, J.D. 4-28; Oku, David 3-21; Jones, Julian 2-80; McCants, Carlos 1-38; Griswold, D. 1-26; Kincy, Anthony 1-14; Murry, Kedric 1-11; Jackson, F. 1-8; Muse, Allen 1-7; Stockemer, T. 1-5. Oregon Ducks-Thomas, D. 4-55; Lowe, Keanon 4-34; Addison, Bralon 3-15; Kelley, B.J. 2-39; Stanford, D. 2-24; Vaughn, Rahsaan 2-22; Huff, Josh 2-22; Hawkins, Daryle 2-20; Lyerla, Colt 2-18; Brown, Pharaoh 1-16; Dungy, Eric 1-15; Butterfield, B. 1-11; Stanton, Blake 1-9; Barner, Kenjon 1-8. **INTERCEPTIONS:** Arkansas State-Scales, Chaz 1-5. Oregon Ducks-Boyet, John 1-25. **FUMBLES:** Arkansas State-Aplin, Ryan 2-1; Jackson, F. 1-1. Oregon Ducks-Addison, Bralon 1-0; Brown, Pharaoh 1-0.

JOSH JARBOE, SR. WR



SEPT. 8, 2012 • LIBERTY BANK STADIUM: 28,041  
Arkansas State 33, Memphis 28

JONESBORO - Arkansas State football team piled up 619 yards of total offense as the Red Wolves defeated the Memphis Tigers 33-28 before 28,041 fans at Liberty Bank Stadium. The crowd was the fourth-largest to watch a game in Jonesboro in ASU history and marked the home debut of first-year head coach Gus Malzahn. The Red Wolves 619 yards of total offense was their most against an FBS opponent since recording a school-record 681 yards against Louisiana-Lafayette in 2007. ASU rallied from a 14-3 deficit behind a strong effort from running back David Oku. The junior ran for 111 yards on 25 carries, including the go-ahead touchdown in the fourth quarter with 6:31 left in the game.

Score by Quarters	1	2	3	4	Score
Arkansas State	3	14	10	6	33
Memphis	7	14	7	0	28

Team	Qtr	Time	Scoring play	Pys-Yds	TOP	Score
MEM	1	12:18	Cross 18 yd rec	7-77	2:42	0-7
ASU	1	08:15	Davis 23 yd FG	11-75	3:57	3-7
MEM	2	10:45	Jones punt block recovery in the end zone			3-14
ASU	2	05:56	Jackson 1 yd run	14-75	4:49	10-14
MEM	2	03:46	Malon 41 yd rec	5-73	2:03	10-21
ASU	2	03:18	Jarboe 42 yd rec	2-75	0:28	17-21
ASU	3	07:59	Jackson 1 yd run	13-89	4:46	24-21
MEM	3	04:03	McManis fumble recovery in the end zone			24-28
ASU	3	00:43	Davis 25 yd FG	12-67	3:20	27-28
ASU	4	06:31	Oku 1 yd run	9-80	2:38	33-28

### TEAM STATISTICS

	ASU	MEM
First Downs	34	13
Net yards rushing	298	139
Net yards passing	321	154
Passes Comp-Att-Int	24-44-0	14-24-0
Total Net Yards	619	293
Fumbles: Number-Lost	1-1	1-0
Penalties: Number-Yards	4-32	4-30
Possession Time	32:48	27:12
Third Down Conversions	8 of 17	3 of 12
Sacks By: Number-Yards	1-3	0-0

### INDIVIDUAL STATISTICS

**RUSHING:** Memphis-RHODES, Jerrell 13-70; KARAM, Jacob 7-36; STEIB, Jai 9-32; COOK, Jaquise 1-2; MATHEWS, Eric 1-1; MALONE, Keiwone 1-minus 2. Arkansas State-Oku, David 25-111; Aplin, Ryan 6-73; Hayes, Rocky 4-68; Jackson, F. 14-38; Knighten, Fredi 4-8; Jarboe, Josh 1-0. **PASSING:** Memphis-KARAM, Jacob 14-24-0-154. Arkansas State-Aplin, Ryan 24-44-0-321. **RECEIVING:** Memphis-MALONE, Keiwone 7-90; CROSS, Alan 3-31; RUCKER, Marcus 2-7; TRAVIS, Reggie 1-27; RHODES, Jerrell 1-minus 1. Arkansas State-McKissic, J.D. 8-99; Jarboe, Josh 6-101; McCants, Carlos 2-39; Jones, Julian 2-27; Jackson, F. 2-13; Fleming, R.J. 1-14; Griswold, D. 1-13; Oku, David 1-8; Kincy, Anthony 1-7. **INTERCEPTIONS:** Memphis-None. Arkansas State-None. **FUMBLES:** Memphis-KARAM, Jacob 1-0. Arkansas State-McKissic, J.D. 1-1.

ROCKY HAYES, FR. RB



## 2012 ARKANSAS STATE FOOTBALL NOTES: GAME RECAPS

SEPT. 15, 2012 • MEMORIAL STADIUM: 85,290  
No. 24 Nebraska 42, Arkansas State 13

LINCOLN, Neb. — Arkansas State suffered a 42-13 loss to 24th-ranked Nebraska before a Memorial Stadium crowd of 85,290 in Lincoln. The A-State defense and special teams combined to recover four Nebraska fumbles, but the Huskers offense racked up 527 yards of total offense, including 347 yards on the ground, to pull away for the victory. ASU trailed 28-3 at halftime, but pulled within 28-13 with 4:19 left in third quarter after taking advantage of a pair of Nebraska turnovers. Qushaun Lee recovered a fumble in the end zone for ASU's only touchdown and Brian Davis kicked a field goal almost six minutes later to trim ASU's deficit to 15 points. However, Nebraska tacked on a pair of fourth quarter touchdowns to set the final score.

Score by Quarters	1	2	3	4	Score
Arkansas State	0	3	10	0	13
Nebraska	14	14	0	14	42

Team	Qtr	Time	Scoring play	Pys-Yds	TOP	Score
NEB	1	09:55	Abdullah 1 yd run	9-51	2:52	0-7
NEB	1	00:30	Kenny 42 yd rec	5-67	2:06	0-14
ASU	2	13:00	Davis 31 yd FG	9-59	2:24	3-14
NEB	2	09:29	Bell 25 yd rec	6-72	3:24	3-21
NEB	2	00:35	Abdullah 2 yd run	10-75	5:00	3-28
ASU	3	10:01	Lee 1 yd fumble rec	-	-	10-28
ASU	3	04:19	Davis 32 yd FG	4-0	0:53	13-28
NEB	4	12:50	Cross 2 yd run	12-57	6:22	13-35
NEB	4	09:01	Martinez 18 yd run	4-43	1:28	13-42

### TEAM STATISTICS

	ASU	NEB
First Downs	17	26
Net yards rushing	148	347
Net yards passing	138	180
Passes Comp-Att-Int	16-32-1	13-14-0
Total Net Yards	286	527
Fumbles: Number-Lost	2-1	5-4
Penalties: Number-Yards	6-39	4-34
Possession Time	25:24	34:36
Third Down Conversions	6 of 16	10 of 13
Sacks By: Number-Yards	2-23	3-12

### INDIVIDUAL STATISTICS

**RUSHING:** Arkansas State-Hayes, Rocky 6-47; Oku, David 11-44; Jackson, F. 8-32; Aplin, Ryan 11-18; Knighten, Fredi 1-7. Nebraska-Abdullah, Ameer 30-167; Cross, Imani 7-66; Heard, Braylon 10-54; Martinez, T. 11-54; Marrow, Mike 1-6. **PASSING:** Arkansas State-Aplin, Ryan 16-30-0-138; Knighten, Fredi 0-2-1-0. Nebraska-Martinez, T. 13-14-0-180. **RECEIVING:** Arkansas State-McKissic, J.D. 8-73; McCants, Carlos 2-26; Oku, David 2-11; Fleming, R.J. 1-12; Jones, Julian 1-8; Jarboe, Josh 1-7; Jackson, F. 1-1. Nebraska-Bell, Kenny 3-71; Enunwa, Quincy 3-34; Abdullah, Ameer 2-39; Reed, Tyler 1-22; Cotton, Ben 1-6; Long, Jake 1-4; Allen, Taariq 1-3; Heard, Braylon 1-1. **INTERCEPTIONS:** Arkansas State-None. Nebraska-Smith, P.J. 1-0. **FUMBLES:** Arkansas State-Oku, David 1-0; Aplin, Ryan 1-1. Nebraska-Martinez, T. 2-2; McDermott, C. 1-0; Marrow, Mike 1-1; Abdullah, Ameer 1-1.

### SHERVARIUS JACKSON, SR. DE





**ASU SPORTS INFORMATION STAFF**

**Jerry Scott, Director**

Office: 870-972-3405

Cell: 870-243-6021

jscott@astate.edu

**Chris Graddy, Assistant Director**

Office: 870-972-2707

Cell: 870-351-1692

christop.graddy@smail.astate.edu

**TBA, Assistant Director**

Office: 870-972-3547

**TBA, Graduate Assistant**

Office: 870-972-2428

**Main Phone/FAX: 870-972-2541/3367**

**Mailing Address:**

P.O. Box 1000, State University, AR 72467

**Delivery Address:**

217 Olympic Dr., Jonesboro, AR 72401

**ARKANSAS STATE RADIO NETWORK**

The Arkansas State Radio Network will broadcast every ASU football game during the 2011 season, originating from flagship station 107.9 FM (KFIN).

KFIN 107.9 FM .....Jonesboro (Flagship)

KTRQ 102.3.....Memphis

93.3 FM .....Little Rock

KEAZ 100.7 FM .....Searcy/Heber Springs

KFLI 104.7 FM .....Searcy

KCCB 1260 AM .....Corning

KCTT 101.7 FM .....Mountain Home

KWYN 1400 AM .....Wynne

KRLW 1320 AM .....Walnut Ridge/Pocahontas

KRLW 106.3 FM .....Walnut Ridge/Pocahontas

KWAK 105.5 FM .....Stuttgart

KQEW 102.3 FM .....Fordyce

KOOO 104.7 FM.....Hardy

KOTN 102.5 FM .....Gould/Monticello

**LIVE AT THE BRICKHOUSE**

The "Live at the Brickhouse" radio show can be heard live on KFIN (107.9 FM), running from 7:00-8:00 p.m. each Tuesday throughout the season. The show will broadcast from the Brickhouse Grill, where those in attendance were able to ask questions for ASU's head football coach Gus Malzahn. Archives for the show can also be accessed through the StateZone on Arkansas State's official athletic web site (AStateRedwolves.com). EAB Sports Radio Network broadcaster Matt Stolz hosts the show.

**THE GUS MALZAHN SHOW**

"The Gus Malzahn Show," a weekly television program featuring Arkansas State's head football coach airs each Sunday throughout the season at 4:30 p.m. KATV-7 in Little Rock and at 10:30 p.m. on KAIT-8 in Jonesboro. The 30-minute show is hosted by East Arkansas Broadcasters radio host Mickey Ryan and provides fans with an in-depth look at the Red Wolves' football team. The show features game highlights, an interview with Coach Malzahn and weekly features on players and coaches.

**POST-GAME INTERVIEWS:** The Arkansas State locker room is closed to all members of the media. Head coach and requested assistant coaches and players will be available for interviews in the designated area following a brief cooling off period.

**WEEKLY MEDIA CONFERENCE:** Media representatives are encouraged to visit with ASU head coach Gus Malzahn during his weekly press conference, held Monday's at 11:30 a.m. at the ASU Football Facility. Quotes from the press conference will be available at AStateRedWolves.com as well.

**PRACTICE COVERAGE:** Arkansas State football practice is open to the media the first 20 minutes Tuesday and Wednesday. TV crews wishing to shoot practice must notify the sports information office in advance. Players and coaches are available for interviews following each practice, Tuesday-Wednesday.

**WEEKLY RELEASES:** All Arkansas State weekly football releases can be obtained as a PDF document on the athletics Web site at AStateRedWolves.com. To be added to the e-mail broadcast list for all football releases or if you would like releases faxed to you, contact Jerry Scott in the sports information office.

**TWITTER:** The Arkansas State Sports Information Office frequently posts information on a weekly basis, including updated in-game notes, on its official Twitter account. Media can follow the Twitter account @ASateSID.

**PLAYER INTERVIEWS:** All interviews with Arkansas State players must be arranged through the Sports Information Office. Please contact Jerry Scott.

**SUN BELT TELECONFERENCE:** The Sun Belt Conference will conduct a weekly teleconference with each of the league's head coaches each Monday throughout the season. Additional information can be found on the SBC Media Services page located in the notes package.

**SUN BELT CONFERENCE WEEKLY VIDEO HIGHLIGHTS:** The conference office will provide a weekly highlights and interviews for each SBC school throughout the season. Additional information can be found on the SBC Media Services page located in the notes package.

**VIDEO HIGHLIGHTS:** The Arkansas State Department of Athletics regularly posts video from ASU football press conferences, practices and games to the department's FTP site. Television stations wishing to access the FTP site to download video and sound should contact the ASU Sports Information Office.

**COLLEGE PRESS BOX:** Media can access notes, quotes, stats, media information and much more from Arkansas State and its opponents on the Sun Belt section of CollegePressBox.com. To access the site, visit [www.collegepressbox.com](http://www.collegepressbox.com). For the site's username and password, please contact the ASU Sports Information Office.

**DIRECTIONS TO ASU STADIUM:**

**From Memphis International Airport:** Start going toward the Airport Exit on Winchester Road. Bear right on Plough Boulevard for 1.4 miles. Take ramp onto I-240 West toward I-240 Little Rock/Downtown for 2.6 miles. Continue on I-55 North for 6.1 miles. Take the St. Louis/Little Rock exit on I-55 North and go 24.4 miles. Take exit 23B/Marked Tree/Jonesboro onto US-61 for 0.5 miles. Continue on US-63 North for 41 miles. Take ramp toward Caraway Road/Stadium Boulevard for 0.2 miles. Bear right on Stadium Boulevard and go 2.2 miles until seeing ASU Stadium on the left. Parking is available for the working media on the northwest grass lot of the stadium complex.

**From Little Rock National Airport:** Leaving the airport on East Roosevelt Road go 0.3 miles and continue on Annie M. Bankhead Drive for another 0.4 miles. Turn left to take the ramp onto I-440 East toward TO I-40 for 11.3 miles. Take the Jacksonville exit onto US-67 North and go 96.5 miles. Turn right on AR-226E and go 11.7 miles. Turn right on Co. Road 203. Turn left on US-49 and 6.5 miles. Take ramp onto US 49 North and go 2.7 miles until taking the Stadium Boulevard exit for 0.2 miles. Turn left on Stadium Boulevard and go 2.4 miles until seeing ASU Stadium on the left. Parking is available for working media on the northwest grass lot of the stadium complex.

# 2012 SUN BELT CONFERENCE FOOTBALL

## Sun Belt Conference Media Services

### Weekly Release

The Sun Belt Conference Media Relations staff will produce a weekly football release on Mondays throughout the season, which will include updated standings, notes, results and game previews. The full release, including overall and conference-only statistics will be available as a PDF file. Notes will be e-mailed to media outlets in text format with a complete PDF file attached.

### www.sunbeltsports.org

The Sun Belt Conference has complete and up-to-date information on its internet website at [www.sunbeltsports.org](http://www.sunbeltsports.org). The site contains current news on all happenings around the Sun Belt, including the nine football schools. Football standings, results and game recaps will be updated after games are played. Statistics – conference and team-by-team – will be updated by Sunday afternoon, or earlier depending on late night games on the West Coast. The Sun Belt Football Media Guide is available on the website, including the records section. To keep up with games in-progress, check member school websites for broadcast information.

### Weekly Video Feed

The Sun Belt Conference will produce a weekly video highlight feed. The feed will be made available by internet only for the 2012 season.

### Additional Resources

The Sun Belt Conference is part of the College Pressbox network available at [www.collegepressbox.com](http://www.collegepressbox.com). The league also maintains a file sharing server for all sports at <https://sunbeltsports.egnyte.com/>. For login credentials for either site please contact John McElwain ([mcelwain@sunbeltsports.org](mailto:mcelwain@sunbeltsports.org)).

### Weekly Awards

The Sun Belt Conference names an offensive, defensive and special teams player of the week each Monday morning during the season. Winners are chosen by a media panel from nominations provided by the Sun Belt sports information directors.

### Annual Awards

All-Sun Belt first and second teams, Players of the Year on offense and defense, Freshman of the Year and Coach of the Year are selected by a vote of the league's ten head coaches and select members of the media at the conclusion of the regular season. Each coach also selects two individuals for Honorable Mention All-Sun Belt. Coaches are not allowed to vote for themselves or their own players. Sun Belt football student-athletes are recognized for academic achievement in July with the release of the Sun Belt Commissioner's List and Academic Honor Roll.

## Sun Belt Football Media Relations Contacts

Contact	Phone	Email
Sun Belt - John McElwain	(504) 299-9066	<a href="mailto:mcelwain@sunbeltsports.org">mcelwain@sunbeltsports.org</a>
Arkansas State - Jerry Scott	(870) 972-2541	<a href="mailto:jscott@astate.edu">jscott@astate.edu</a>
Florida Atlantic - Katrina McCormack	(561) 297-3163	<a href="mailto:kmccormi@fau.edu">kmccormi@fau.edu</a>
FIU - Joe Hornstein	(305) 348-6666	<a href="mailto:jhornste@fiu.edu">jhornste@fiu.edu</a>
Louisiana-Lafayette - Brian McCann	(337) 482-6331	<a href="mailto:bjm5269@louisiana.edu">bjm5269@louisiana.edu</a>
Louisiana-Monroe - Alex Edwards	(318) 342-5463	<a href="mailto:edwards@ulm.edu">edwards@ulm.edu</a>
Middle Tennessee - Mark Owens	(615) 898-5057	<a href="mailto:owens@goblueraiders.com">owens@goblueraiders.com</a>
North Texas - Eric Capper	(940) 565-2476	<a href="mailto:ecapper@unt.edu">ecapper@unt.edu</a>
South Alabama - Brian Fremund	(251) 414-8032	<a href="mailto:bfremund@usouthal.edu">bfremund@usouthal.edu</a>
Troy - Adam Prendergast	(334) 670-3832	<a href="mailto:aprendergast@troy.edu">aprendergast@troy.edu</a>
WKU - Chris Glowacki	(270) 745-5388	<a href="mailto:chris.glowacki@wku.edu">chris.glowacki@wku.edu</a>

### Sun Belt Conference Coaches Teleconference Call

Contact John McElwain  
([mcelwain@sunbeltsports.org](mailto:mcelwain@sunbeltsports.org)) for info  
Conducted every Monday from  
August 27 to November 26

### Schedule of Events (All times Central):

10:30 a.m. -- Announcements  
10:32 a.m. -- Carl Pelini, FAU  
10:38 a.m. -- Larry Blakeney, Troy  
10:44 a.m. -- Gus Malzahn, ASU  
10:50 a.m. -- Mark Hudspeth, ULL  
10:56 a.m. -- Todd Berry, ULM  
11:02 a.m. -- Rick Stockstill, MT  
11:08 a.m. -- Dan McCarney, NT  
11:14 a.m. -- Mario Cristobal, FIU  
11:20 a.m. -- Willie Taggart, WKU  
11:26 a.m. -- Joey Jones, USA

### Sun Belt Conference Video Feed

Contact Travis Llewellyn  
([llewellyn@sunbeltsports.org](mailto:llewellyn@sunbeltsports.org)) for info.  
Conducted every Tuesday from  
August 28 to November 27 - 2:00 p.m. (CT)

The Sun Belt Conference will provide a weekly video feed of head coach interviews and game highlights each Tuesday during the 2011 football season. The video feed will be made available exclusively through a digital download this season using the website <https://sunbeltsports.egnyte.com/>. New videos made available on this site will be uploaded on Tuesday of each week by 2 p.m. The videos will also be maintained and archived throughout the season. Members of the media may also find supplementary content on this site such as logos and photos. For login information please contact Travis Llewellyn ([llewellyn@sunbeltsports.org](mailto:llewellyn@sunbeltsports.org)) or John McElwain ([mcelwain@sunbeltsports.org](mailto:mcelwain@sunbeltsports.org)).

### FOLLOW THE SUN BELT CONFERENCE ONLINE:



[www.sunbeltsports.org](http://www.sunbeltsports.org)

facebook

[facebook.com/theSunBeltConference](https://facebook.com/theSunBeltConference)

twitter

@The\_Sun\_Belt



**The Automated ScoreBook**  
**Arkansas State Game Results (as of Sep 15, 2012)**  
**All games**

<b>Date</b>	<b>Opponent</b>		<b>Score</b>	<b>Overall</b>	<b>Conference</b>	<b>Time</b>	<b>Attend</b>
09/01/12	at #5 Oregon Ducks	L	34-57	0-1	0-0	3:35	56144
Sep 08, 2012	MEMPHIS	W	33-28	1-1	0-0	3:10	28041
Sep 15, 2012	at Nebraska	L	13-42	1-2	0-0	3:13	85290

# The Automated ScoreBook

## Arkansas State Combined Team Statistics (as of Sep 15, 2012)

### All games

Date	Opponent		Score	Att.
09/01/12	at #5 Oregon Ducks	L	34-57	56144
Sep 08, 2012	MEMPHIS	W	33-28	28041
Sep 15, 2012	at Nebraska	L	13-42	85290

Record:	Overall	Home	Away	Neutral
All games	1-2	1-0	0-2	0-0
Conference	0-0	0-0	0-0	0-0
Non-Conference	1-2	1-0	0-2	0-0

Rushing	gp	att	gain	loss	net	avg	td	lg	avg/g
Oku, David	3	48	237	1	236	4.9	1	18	78.7
Jackson, F.	3	29	144	2	142	4.9	2	24	47.3
Aplin, Ryan	3	29	155	27	128	4.4	1	18	42.7
Hayes, Rocky	3	10	115	0	115	11.5	0	33	38.3
Thornton, S.	1	1	17	0	17	17.0	0	17	17.0
Knighten, Fredi	2	5	17	2	15	3.0	0	7	7.5
Jarboe, Josh	3	5	13	0	13	2.6	0	7	4.3
McKissic, J.D.	3	1	6	0	6	6.0	0	6	2.0
Total	3	128	704	32	672	5.2	4	33	224.0
Opponents	3	148	843	60	783	5.3	8	45	261.0

Passing	gp	effic	comp-att-int	pct	yds	td	lg	avg/g
Aplin, Ryan	3	122.28	69-118-1	58.5	763	4	72	254.3
Knighten, Fredi	2	-100.00	0-2-1	0.0	0	0	0	0.0
Total	3	118.58	69-120-2	57.5	763	4	72	254.3
Opponents	3	173.15	55-77-1	71.4	642	8	42	214.0

Receiving	gp	no.	yds	avg	td	lg	avg/g
McKissic, J.D.	3	20	200	10.0	0	30	66.7
Jarboe, Josh	3	20	174	8.7	2	42	58.0
Oku, David	3	6	40	6.7	0	13	13.3
Jones, Julian	3	5	115	23.0	1	72	38.3
McCants, Carlos	3	5	103	20.6	1	38	34.3
Jackson, F.	3	4	22	5.5	0	10	7.3
Griswold, D.	3	2	39	19.5	0	26	13.0
Fleming, R.J.	2	2	26	13.0	0	14	13.0
Kincy, Anthony	3	2	21	10.5	0	14	7.0
Murry, Kedric	3	1	11	11.0	0	11	3.7
Muse, Allen	1	1	7	7.0	0	7	7.0
Stockemer, T.	1	1	5	5.0	0	5	5.0
Total	3	69	763	11.1	4	72	254.3
Opponents	3	55	642	11.7	8	42	214.0

Field Goals	fg	pct.	01-19	20-29	30-39	40-49	50-99	lg	blk
Davis, Brian	6-8	75.0	0-0	3-4	2-3	1-1	0-0	43	0

Scoring	td	fg	PAT				dxp	saf	pts
			kick	rush	rcv	pass			
Davis, Brian	-	6-8	8-8	-	-	-	-	-	26
Jarboe, Josh	2	-	-	-	-	-	-	-	12
Jackson, F.	2	-	-	-	-	-	-	-	12
Jones, Julian	1	-	-	-	-	-	-	-	6
Aplin, Ryan	1	-	-	0-1	-	-	-	-	6
Oku, David	1	-	-	-	-	-	-	-	6
McCants, Carlos	1	-	-	-	-	-	-	-	6
Lee, Qushaun	1	-	-	-	-	-	-	-	6
Total	9	6-8	8-8	0-1	-	-	-	-	80
Opponents	18	0-2	17-17	-	1	1-1	-	-	127

Score by Quarters	1st	2nd	3rd	4th	OT	Total
Arkansas State	3	27	30	20	0	80
Opponents	50	49	7	21	0	127

Team Statistics	ASU	OPP
FIRST DOWNS	78	73
Rushing	41	39
Passing	33	30
Penalty	4	4
RUSHING YARDAGE	672	783
Rushing Attempts	128	148
Average Per Rush	5.2	5.3
Average Per Game	224.0	261.0
TDs Rushing	4	8
PASSING YARDAGE	763	642
Comp-Att-Int	69-120-2	55-77-1
Average Per Pass	6.4	8.3
Average Per Catch	11.1	11.7
Average Per Game	254.3	214.0
TDs Passing	4	8
TOTAL OFFENSE	1435	1425
Average Per Play	5.8	6.3
Average Per Game	478.3	475.0
KICK RETURNS: #-Yards	10-207	10-155
PUNT RETURNS: #-Yards	3-12	8-57
INT RETURNS: #-Yards	1-5	2-25
FUMBLES-LOST	6-4	8-4
PENALTIES-Yards	16-128	16-139
PUNTS-AVG	14-35.7	12-45.3
TIME OF POSSESSION/Game	28:33	31:27
3RD-DOWN Conversions	18/45	23/44
4TH-DOWN Conversions	1/5	4/5

Interceptions	no.	yds	avg	td	lg
Scales, Chaz	1	5	5.0	0	5

Punting	no.	yds	avg	lg	tb	fc	i20	50+	blk
Sullivent, N.	10	413	41.3	58	0	0	1	2	1
Wilbourn, Ryan	2	68	34.0	35	0	0	0	0	0
TEAM	1	0	0.0	0	0	0	0	0	0
Aplin, Ryan	1	19	19.0	19	0	0	1	0	0

Punt Returns	no.	yds	avg	td	lg
McKissic, J.D.	2	-10	-5.0	0	0
Hayes, Rocky	1	22	22.0	0	22
Total	3	12	4.0	0	22
Opponents	8	57	7.1	1	21

Kick Returns	no.	yds	avg	td	lg
Oku, David	4	71	17.8	0	22
Tryon, Andrew	2	33	16.5	0	19
Hayes, Rocky	2	50	25.0	0	26
Jackson, F.	2	53	26.5	0	27
Total	10	207	20.7	0	27
Opponents	10	155	15.5	0	28

All Purpose	g	rush	rcv	pr	kr	ir	total	avg/g
Oku, David	3	236	40	0	71	0	347	115.7
Jackson, F.	3	142	22	0	53	0	217	72.3
McKissic, J.D.	3	6	200	-10	0	0	196	65.3
Hayes, Rocky	3	115	0	22	50	0	187	62.3
Jarboe, Josh	3	13	174	0	0	0	187	62.3
Total	3	672	763	12	207	5	1659	553.0
Opponents	3	783	642	57	155	25	1662	554.0

Total Offense	g	plays	rush	pass	total	avg/g
Aplin, Ryan	3	147	128	763	891	297.0
Oku, David	3	48	236	0	236	78.7
Jackson, F.	3	29	142	0	142	47.3
Hayes, Rocky	3	10	115	0	115	38.3

**The Automated ScoreBook**  
**Arkansas State Overall Team Statistics (as of Sep 15, 2012)**  
**All games**

<b>Team Statistics</b>	<b>ASU</b>	<b>OPP</b>
SCORING	80	127
Points Per Game	26.7	42.3
FIRST DOWNS	78	73
Rushing	41	39
Passing	33	30
Penalty	4	4
RUSHING YARDAGE	672	783
Yards gained rushing	704	843
Yards lost rushing	32	60
Rushing Attempts	128	148
Average Per Rush	5.2	5.3
Average Per Game	224.0	261.0
TDs Rushing	4	8
PASSING YARDAGE	763	642
Comp-Att-Int	69-120-2	55-77-1
Average Per Pass	6.4	8.3
Average Per Catch	11.1	11.7
Average Per Game	254.3	214.0
TDs Passing	4	8
TOTAL OFFENSE	1435	1425
Total Plays	248	225
Average Per Play	5.8	6.3
Average Per Game	478.3	475.0
KICK RETURNS: #-Yards	10-207	10-155
PUNT RETURNS: #-Yards	3-12	8-57
INT RETURNS: #-Yards	1-5	2-25
KICK RETURN AVERAGE	20.7	15.5
PUNT RETURN AVERAGE	4.0	7.1
INT RETURN AVERAGE	5.0	12.5
FUMBLES-LOST	6-4	8-4
PENALTIES-Yards	16-128	16-139
Average Per Game	42.7	46.3
PUNTS-Yards	14-500	12-544
Average Per Punt	35.7	45.3
Net punt average	31.6	44.3
KICKOFFS-Yards	18-909	21-1350
Average Per Kick	50.5	64.3
Net kick average	44.6	41.3
TIME OF POSSESSION/Game	28:33	31:27
3RD-DOWN Conversions	18/45	23/44
3rd-Down Pct	40%	52%
4TH-DOWN Conversions	1/5	4/5
4th-Down Pct	20%	80%
SACKS BY-Yards	4-35	3-12
MISC YARDS	0	0
TOUCHDOWNS SCORED	9	18
FIELD GOALS-ATTEMPTS	6-8	0-2
ON-SIDE KICKS	0-0	0-0
RED-ZONE SCORES	(10-13) 77%	(12-16) 75%
RED-ZONE TOUCHDOWNS	(5-13) 38%	(12-16) 75%
PAT-ATTEMPTS	(8-8) 100%	(17-17) 100%
ATTENDANCE	28041	141434
Games/Avg Per Game	1/28041	2/70717
Neutral Site Games		0/0

<b>Score by Quarters</b>	<b>1st</b>	<b>2nd</b>	<b>3rd</b>	<b>4th</b>	<b>OT</b>	<b>Total</b>
Arkansas State	3	27	30	20	0	80
Opponents	50	49	7	21	0	127



**The Automated ScoreBook**  
**Arkansas State Overall Individual Statistics (as of Sep 15, 2012)**  
**All games**

<b>Rushing</b>	<b>gp</b>	<b>att</b>	<b>gain</b>	<b>loss</b>	<b>net</b>	<b>avg</b>	<b>td</b>	<b>lg</b>	<b>avg/g</b>
Oku, David	3	48	237	1	236	4.9	1	18	78.7
Jackson, F.	3	29	144	2	142	4.9	2	24	47.3
Aplin, Ryan	3	29	155	27	128	4.4	1	18	42.7
Hayes, Rocky	3	10	115	0	115	11.5	0	33	38.3
Thornton, S.	1	1	17	0	17	17.0	0	17	17.0
Knighten, Fredi	2	5	17	2	15	3.0	0	7	7.5
Jarboe, Josh	3	5	13	0	13	2.6	0	7	4.3
McKissic, J.D.	3	1	6	0	6	6.0	0	6	2.0
Total	3	128	704	32	672	5.2	4	33	224.0
Opponents	3	148	843	60	783	5.3	8	45	261.0

<b>Passing</b>	<b>gp</b>	<b>effic</b>	<b>comp-att-int</b>	<b>pct</b>	<b>yds</b>	<b>td</b>	<b>lg</b>	<b>avg/g</b>
Aplin, Ryan	3	122.28	69-118-1	58.5	763	4	72	254.3
Knighten, Fredi	2	-100.00	0-2-1	0.0	0	0	0	0.0
Total	3	118.58	69-120-2	57.5	763	4	72	254.3
Opponents	3	173.15	55-77-1	71.4	642	8	42	214.0

<b>Receiving</b>	<b>gp</b>	<b>no.</b>	<b>yds</b>	<b>avg</b>	<b>td</b>	<b>lg</b>	<b>avg/g</b>
McKissic, J.D.	3	20	200	10.0	0	30	66.7
Jarboe, Josh	3	20	174	8.7	2	42	58.0
Oku, David	3	6	40	6.7	0	13	13.3
Jones, Julian	3	5	115	23.0	1	72	38.3
McCants, Carlos	3	5	103	20.6	1	38	34.3
Jackson, F.	3	4	22	5.5	0	10	7.3
Griswold, D.	3	2	39	19.5	0	26	13.0
Fleming, R.J.	2	2	26	13.0	0	14	13.0
Kincy, Anthony	3	2	21	10.5	0	14	7.0
Murry, Kedric	3	1	11	11.0	0	11	3.7
Muse, Allen	1	1	7	7.0	0	7	7.0
Stockemer, T.	1	1	5	5.0	0	5	5.0
Total	3	69	763	11.1	4	72	254.3
Opponents	3	55	642	11.7	8	42	214.0

<b>Punt Returns</b>	<b>no.</b>	<b>yds</b>	<b>avg</b>	<b>td</b>	<b>lg</b>
McKissic, J.D.	2	-10	-5.0	0	0
Hayes, Rocky	1	22	22.0	0	22
Total	3	12	4.0	0	22
Opponents	8	57	7.1	1	21

<b>Interceptions</b>	<b>no.</b>	<b>yds</b>	<b>avg</b>	<b>td</b>	<b>lg</b>
Scales, Chaz	1	5	5.0	0	5
Total	1	5	5.0	0	5
Opponents	2	25	12.5	0	25

<b>Kick Returns</b>	<b>no.</b>	<b>yds</b>	<b>avg</b>	<b>td</b>	<b>lg</b>
Oku, David	4	71	17.8	0	22
Tryon, Andrew	2	33	16.5	0	19
Jackson, F.	2	53	26.5	0	27
Hayes, Rocky	2	50	25.0	0	26
Total	10	207	20.7	0	27
Opponents	10	155	15.5	0	28

<b>Fumble Returns</b>	<b>no.</b>	<b>yds</b>	<b>avg</b>	<b>td</b>	<b>lg</b>
Jackson, S.	1	0	0.0	0	0
Porter, Eddie	1	33	33.0	0	33
Lee, Qushaun	0	1	0.0	1	1
Total	2	34	17.0	1	33
Opponents	0	0	0.0	1	0

**The Automated ScoreBook**  
**Arkansas State Overall Individual Statistics (as of Sep 15, 2012)**  
**All games**

Scoring	td	fg	PAT				dxp	saf	pts
			kick	rush	rcv	pass			
Davis, Brian	-	6-8	8-8	-	-	-	-	-	26
Jackson, F.	2	-	-	-	-	-	-	-	12
Jarboe, Josh	2	-	-	-	-	-	-	-	12
Jones, Julian	1	-	-	-	-	-	-	-	6
Lee, Qushaun	1	-	-	-	-	-	-	-	6
Oku, David	1	-	-	-	-	-	-	-	6
Aplin, Ryan	1	-	-	0-1	-	-	-	-	6
McCants, Carlos	1	-	-	-	-	-	-	-	6
Total	9	6-8	8-8	0-1	-	-	-	-	80
Opponents	18	0-2	17-17	-	1	1-1	-	-	127

Total Offense	g	plays	rush	pass	total	avg/g
Aplin, Ryan	3	147	128	763	891	297.0
Oku, David	3	48	236	0	236	78.7
Jackson, F.	3	29	142	0	142	47.3
Hayes, Rocky	3	10	115	0	115	38.3
Thornton, S.	1	1	17	0	17	17.0
Knighten, Fredi	2	7	15	0	15	7.5
Jarboe, Josh	3	5	13	0	13	4.3
McKissic, J.D.	3	1	6	0	6	2.0
Total	3	248	672	763	1435	478.3
Opponents	3	225	783	642	1425	475.0

Field Goals	fg	pct.	01-19	20-29	30-39	40-49	50-99	lg	blk
Davis, Brian	6-8	75.0	0-0	3-4	2-3	1-1	0-0	43	0

FG Sequence	Arkansas State	Opponents
Oregon Ducks	(43),29,(29)	35
Memphis	(23),38,(25)	25
Nebraska	(31),(32)	-

Numbers in (parentheses) indicate field goal was made.

Punting	no.	yds	avg	lg	tb	fc	i20	50+	blk
Sullivent, N.	10	413	41.3	58	0	0	1	2	1
Wilbourn, Ryan	2	68	34.0	35	0	0	0	0	0
TEAM	1	0	0.0	0	0	0	0	0	0
Aplin, Ryan	1	19	19.0	19	0	0	1	0	0
Total	14	500	35.7	58	0	0	2	2	1
Opponents	12	544	45.3	62	0	3	9	5	0

Kickoffs	no.	yds	avg	tb	ob	retn	net	ydln
Ferguson, Luke	16	801	50.1	2	0			
Wilbourn, Ryan	2	108	54.0	0	1			
Total	18	909	50.5	2	1	15.5	39.1	25
Opponents	21	1350	64.3	11	0	20.7	41.3	23

**The Automated ScoreBook**  
**Arkansas State Overall Individual Statistics (as of Sep 15, 2012)**  
**All games**

<u>All Purpose</u>	<u>g</u>	<u>rush</u>	<u>rcv</u>	<u>pr</u>	<u>kr</u>	<u>ir</u>	<u>total</u>	<u>avg/g</u>
Oku, David	3	236	40	0	71	0	347	115.7
Jackson, F.	3	142	22	0	53	0	217	72.3
McKissic, J.D.	3	6	200	-10	0	0	196	65.3
Jarboe, Josh	3	13	174	0	0	0	187	62.3
Hayes, Rocky	3	115	0	22	50	0	187	62.3
Aplin, Ryan	3	128	0	0	0	0	128	42.7
Jones, Julian	3	0	115	0	0	0	115	38.3
McCants, Carlos	3	0	103	0	0	0	103	34.3
Griswold, D.	3	0	39	0	0	0	39	13.0
Tryon, Andrew	3	0	0	0	33	0	33	11.0
Fleming, R.J.	2	0	26	0	0	0	26	13.0
Kincy, Anthony	3	0	21	0	0	0	21	7.0
Thornton, S.	1	17	0	0	0	0	17	17.0
Knighten, Fredi	2	15	0	0	0	0	15	7.5
Murry, Kedric	3	0	11	0	0	0	11	3.7
Muse, Allen	1	0	7	0	0	0	7	7.0
Stockemer, T.	1	0	5	0	0	0	5	5.0
Scales, Chaz	3	0	0	0	0	5	5	1.7
Total	3	672	763	12	207	5	1659	553.0
Opponents	3	783	642	57	155	25	1662	554.0



**The Automated ScoreBook**  
**Arkansas State Overall Defensive Statistics (as of Sep 15, 2012)**  
**All games**

##	Defensive Leaders	gp	Tackles				Sacks no-yds	Pass defense			Fumbles		blkd		
			ua	a	tot	tfl/yds		int-yds	brup	qbh	rcv-yds	ff	kick	saf	
40	Herrold, Nathan	3	14	17	31	2.0-11	1.0-9	.	.	.	.	2	.	.	.
48	Lee, Qushaun	3	16	11	27	.	.	.	1	.	0-1	.	.	.	.
11	Young, Sterling	3	9	9	18	0.5-1	.	.	1	.	.	.	.	.	.
98	Carrethers, R.	3	4	14	18	.	.	.	.	.	1-0	.	.	.	.
5	Jones, Don	3	11	6	17	1.0-2	.	.	.	.	.	.	.	.	.
20	Lorigan, Cole	3	10	7	17	.	.	.	1	.	.	.	.	.	.
91	Starson, Tim	3	5	10	15	3.0-7	1.0-3	.	.	.	.	.	.	.	.
5B	Scales, Chaz	3	10	5	15	0.5-0	.	1-5	1	.	.	.	.	.	.
37	Porter, Eddie	3	4	8	12	0.5-0	.	.	.	.	1-33	1	.	.	.
24	Tryon, Andrew	3	8	3	11	.	.	.	.	.	.	.	.	.	.
12	Coleman, Kyle	3	3	7	10	.	.	.	1	.	.	.	.	.	.
42	Stone, Chris	3	5	4	9	2.0-11	.	.	.	.	.	.	.	.	.
90	Wright, Ronnell	2	4	4	8	.	.	.	.	.	.	.	.	.	.
53	Nelms, Nick	3	3	5	8	0.5-5	0.5-5	.	.	.	.	.	.	.	.
54	Jackson, S.	3	3	3	6	3.0-20	1.5-18	.	.	.	1-0	1	.	.	.
33	Victorian, J.	3	3	2	5	.	.	.	.	.	.	.	.	.	.
97	Draper, Amos	3	1	3	4	1.0-3	.	.	.	.	.	.	.	.	.
94	Owens, Markel	2	2	1	3	.	.	.	.	.	.	.	.	.	.
77	Blackmon, D.	2	2	1	3	.	.	.	.	.	.	.	.	.	.
8	Holmes, Tausean	1	3	.	3	.	.	.	1	.	.	.	.	.	.
29	Humes, Chris	3	2	1	3	.	.	.	.	.	.	.	.	.	.
2B	Triplett, T.	3	.	2	2	.	.	.	.	.	.	.	.	.	.
28	Girley, C.	2	.	2	2	.	.	.	.	.	.	.	.	.	.
10	Brown, Artez	3	2	.	2	.	.	.	.	.	.	.	.	.	.
96	Gandy, John	1	1	.	1	1.0-1	.	.	.	.	.	.	.	.	.
85	Murry, Kedric	3	.	1	1	.	.	.	.	.	.	.	.	.	.
93	Dunaway, Darius	3	.	1	1	.	.	.	.	.	.	.	.	.	.
7	Jones, Julian	3	.	1	1	.	.	.	.	.	.	.	.	.	.
51	Oliver, Cade	3	.	1	1	.	.	.	.	.	.	.	.	.	.
25	Oku, David	3	1	.	1	.	.	.	.	.	.	.	.	.	.
TM	TEAM	2	.	.	.	.	.	.	.	.	1-0	.	.	.	.
Total		3	126	129	255	15-61	4-35	1-5	6	.	4-34	4	.	.	.
Opponents		3	115	146	261	12-27	3-12	2-25	8	6	4-0	3	1	.	.

**The Automated ScoreBook**  
**Arkansas State Team Game-by-Game (as of Sep 15, 2012)**  
**All games**

TEAM STATISTICS

Date	Opponent	Rushing				Receiving				Passing				Kick Returns				Punt Returns				tot off
		no.	yds	td	lg	no.	yds	td	lg	cmp-att-int	yds	td	lg	no.	yds	td	lg	no.	yds	td	lg	
09/01/12	at Oregon Ducks	37	226	1	24	29	304	3	72	29-44-1	304	3	72	6	111	0	26	0	0	0	0	530
Sep 08	MEMPHIS	54	298	3	33	24	321	1	42	24-44-0	321	1	42	1	19	0	19	2	-10	0	0	619
Sep 15	at Nebraska	37	148	0	15	16	138	0	22	16-32-1	138	0	22	3	77	0	27	1	22	0	22	286
		128	672	4	33	69	763	4	72	69-120-2	763	4	72	10	207	0	27	3	12	0	22	1435
Opponents		148	783	8	45	55	642	8	42	55-77-1	642	8	42	10	155	0	28	8	57	1	21	1425

Games played: 3

Avg per rush: 5.2

Avg per catch: 11.1

Pass efficiency: 118.58

Kick ret avg: 20.7

Punt ret avg: 4.0

All purpose avg/game: 553.0

Total offense avg/gm: 478.3

Date	Opponent	Tackles				Sacks no-yds	Fumble		Pass Defense			Blkd kick	PAT Attempts			saf	pts
		ua	a	total	tfl-yds		ff	fr-yds	int-yds	qbh	brup		kick	rush	rcv		
09/01/12	at Oregon Ducks	57	27	84	6.0-26	1.0-9	0	0-0	1-5	0	4	0	4-4	0	0	0	34
Sep 08	MEMPHIS	24	58	82	6.0-10	1.0-3	1	0-0	0-0	0	1	0	3-3	0	0	0	33
Sep 15	at Nebraska	45	44	89	3.0-25	2.0-23	3	4-34	0-0	0	1	0	1-1	0	0	0	13
		126	129	255	15.0-61	4.0-35	4	4-34	1-5	0	6	0	8-8	0	0	0	80
Opponents		115	146	261	12.0-27	3.0-12	3	4-0	2-25	6	8	1	17-17	0	1	0	127

		Punting									Field Goals			Kickoffs				
Date	Opponent	no.	yds	avg	long	blkd	tb	fc	50+	i20	md-att	long	blkd	no.	yds	avg	tb	ob
09/01/1	at Oregon Ducks	4	124	31.0	42	0	0	0	0	0	2-3	43	0	7	272	38.9	1	0
Sep 08	MEMPHIS	5	178	35.6	58	1	0	0	1	0	2-3	25	0	7	414	59.1	0	1
Sep 15	at Nebraska	5	198	39.6	51	0	0	0	1	2	2-2	32	0	4	223	55.8	1	0
		14	500	35.7	58	1	0	0	2	2	6-8	43	0	18	909	50.5	2	1
Opponents		12	544	45.3	62	0	0	3	5	9	0-2	0	0	21	1350	64.3	11	0

**The Automated ScoreBook**  
**Arkansas State Opponent Game-by-Game (as of Sep 15, 2012)**  
**All games**

**OPPONENT STATISTICS**

Date	Opponent	Rushing				Receiving				Passing				Kick Returns				Punt Returns				tot off
		no.	yds	td	lg	no.	yds	td	lg	cmp-att-int	yds	td	lg	no.	yds	td	lg	no.	yds	td	lg	
09/01/12	at Oregon Ducks	57	297	4	33	28	308	4	22	28-39-1	308	4	22	1	2	0	2	1	6	0	6	605
Sep 08	MEMPHIS	32	139	0	28	14	154	2	41	14-24-0	154	2	41	6	104	0	22	4	25	1	7	293
Sep 15	at Nebraska	59	347	4	45	13	180	2	42	13-14-0	180	2	42	3	49	0	28	3	26	0	21	527
		148	783	8	45	55	642	8	42	55-77-1	642	8	42	10	155	0	28	8	57	1	21	1425
Arkansas State		128	672	4	33	69	763	4	72	69-120-2	763	4	72	10	207	0	27	3	12	0	22	1435

Games played: 3

Avg per rush: 5.3

Avg per catch: 11.7

Pass efficiency: 173.15

Kick ret avg: 15.5

Punt ret avg: 7.1

All purpose avg/game: 554.0

Total offense avg/gm: 475.0

Date	Opponent	Tackles				Sacks		Fumble		Pass Defense			Blkd	PAT Attempts			saf	pts
		ua	a	total	tfl-yds	no-yds		ff	fr-yds	int-yds	qbh	brup	kick	kick	rush	rcv		
09/01/1	at Oregon Ducks	51	18	69	3.0-8	0.0-0		1	2-0	1-25	2	3	0	7-7	0	1	0	57
Sep 08	MEMPHIS	32	80	112	3.0-4	0.0-0		0	1-0	0-0	0	3	1	4-4	0	0	0	28
Sep 15	at Nebraska	32	48	80	6.0-15	3.0-12		2	1-0	1-0	4	2	0	6-6	0	0	0	42
		115	146	261	12.0-27	3.0-12		3	4-0	2-25	6	8	1	17-17	0	1	0	127
Arkansas State		126	129	255	15.0-61	4.0-35		4	4-34	1-5	0	6	0	8-8	0	0	0	80

		Punting									Field Goals			Kickoffs				
Date	Opponent	no.	yds	avg	long	blkd	tb	fc	50+	i20	md-att	long	blkd	no.	yds	avg	tb	ob
09/01/1	at Oregon Ducks	2	55	27.5	39	0	0	1	0	1	0-1	0	0	9	570	63.3	3	0
Sep 08	MEMPHIS	8	374	46.8	62	0	0	1	3	7	0-1	0	0	5	325	65.0	4	0
Sep 15	at Nebraska	2	115	57.5	58	0	0	1	2	1	0-0	0	0	7	455	65.0	4	0
		12	544	45.3	62	0	0	3	5	9	0-2	0	0	21	1350	64.3	11	0
Arkansas State		14	500	35.7	58	1	0	0	2	2	6-8	43	0	18	909	50.5	2	1



**The Automated ScoreBook**  
**Arkansas State Passing Game-by-Game (as of Sep 15, 2012)**  
**All games**

<b>#16 Aplin, Ryan</b>	<b>Comp</b>	<b>Att</b>	<b>Int</b>	<b>Pct</b>	<b>Yards</b>	<b>TD</b>	<b>Long</b>	<b>Sacked</b>	<b>Effic</b>
Oregon Ducks	29	44	1	65.9	304	3	72	0-0	141.90
Memphis	24	44	0	54.5	321	1	42	0-0	123.33
Nebraska	16	30	0	53.3	138	0	22	3-12	91.97
<b>TOTALS</b>	<b>69</b>	<b>118</b>	<b>1</b>	<b>58.5</b>	<b>763</b>	<b>4</b>	<b>72</b>	<b>3-12</b>	<b>122.28</b>

<b>#13 Knighten, Fredi</b>	<b>Comp</b>	<b>Att</b>	<b>Int</b>	<b>Pct</b>	<b>Yards</b>	<b>TD</b>	<b>Long</b>	<b>Sacked</b>	<b>Effic</b>
Nebraska	0	2	1	0.0	0	0	0	0-0	-100.00
<b>TOTALS</b>	<b>0</b>	<b>2</b>	<b>1</b>	<b>0.0</b>	<b>0</b>	<b>0</b>	<b>0</b>	<b>0-0</b>	<b>-100.00</b>

**The Automated ScoreBook**  
**Arkansas State Rushing/Receiving Game-by-Game (as of Sep 15, 2012)**  
**All games**

<b>RUSHING</b>	<b>No-Yds/TD</b>	<b>ORE</b>	<b>MEMPHIS</b>	<b>NEB</b>
Oku, David RB	48-236/1	12-81/0	25-111/1	11-44/0
Jackson, F. RB	29-142/2	7-72/0	14-38/2	8-32/0
Aplin, Ryan QB	29-128/1	12-37/1	6-73/0	11-18/0
Hayes, Rocky	10-115/0	-	4-68/0	6-47/0
Thornton, S. RB	1-17/0	1-17/0	DNP	DNP
Knighten, Fredi QB	5-15/0	DNP	4-8/0	1-7/0
Jarboe, Josh WR	5-13/0	4-13/0	1-0/0	-
McKissic, J.D. WR	1-6/0	1-6/0	-	-

<b>RECEIVING</b>	<b>No-Yds/TD</b>	<b>ORE</b>	<b>MEMPHIS</b>	<b>NEB</b>
McKissic, J.D. WR	20-200/0	4-28/0	8-99/0	8-73/0
Jarboe, Josh WR	20-174/2	13-66/1	6-101/1	1-7/0
Jones, Julian WR	5-115/1	2-80/1	2-27/0	1-8/0
McCants, Carlos WR	5-103/1	1-38/1	2-39/0	2-26/0
Oku, David RB	6-40/0	3-21/0	1-8/0	2-11/0
Griswold, D. TE	2-39/0	1-26/0	1-13/0	-
Fleming, R.J. WR	2-26/0	DNP	1-14/0	1-12/0
Jackson, F. RB	4-22/0	1-8/0	2-13/0	1-1/0
Kincy, Anthony TE	2-21/0	1-14/0	1-7/0	-
Murry, Kedric TE	1-11/0	1-11/0	-	-
Muse, Allen WR	1-7/0	1-7/0	DNP	DNP
Stockemer, T. WR	1-5/0	1-5/0	DNP	DNP

**The Automated ScoreBook**  
**Arkansas State All-Purpose Yards Game-by-Game (as of Sep 15, 2012)**  
**All games**

ALL-PURPOSE YARDS	Total	ORE	MEMPHIS	NEB
Oku, David	347	173	119	55
Jackson, F.	217	80	51	86
McKissic, J.D.	196	34	89	73
Hayes, Rocky	187	26	68	93
Jarboe, Josh	187	79	101	7
Aplin, Ryan	128	37	73	18
Jones, Julian	115	80	27	8
McCants, Carlos	103	38	39	26
Griswold, D.	39	26	13	-
Tryon, Andrew	33	14	19	-
Fleming, R.J.	26	DNP	14	12
Kincy, Anthony	21	14	7	-
Thornton, S.	17	17	DNP	DNP
Knighten, Fredi	15	DNP	8	7
Murry, Kedric	11	11	-	-
Muse, Allen	7	7	DNP	DNP
Stockemer, T.	5	5	DNP	DNP
Scales, Chaz	5	5	-	-



**The Automated ScoreBook**  
**Arkansas State Total Tackles Game-by-Game (as of Sep 15, 2012)**  
**All games**

Total Tackles	UA-A	Total	ORE	MEMPHIS	NEB
Herrold, Nathan LB	14-17	31	6-5	2-7	6-5
Lee, Qushaun LB	16-11	27	6-1	1-4	9-6
Young, Sterling DB	9-9	18	3-2	2-4	4-3
Carrethers, R. DL	4-14	18	2-2	1-9	1-3
Lorigan, Cole DB	10-7	17	5-0	3-5	2-2
Jones, Don	11-6	17	3-1	2-3	6-2
Scales, Chaz DB	10-5	15	2-1	6-2	2-2
Starson, Tim DE	5-10	15	4-1	1-5	0-4
Porter, Eddie LB	4-8	12	2-3	0-2	2-3
Tryon, Andrew DB	8-3	11	6-0	1-2	1-1
Coleman, Kyle DB	3-7	10	0-2	0-2	3-3
Stone, Chris DE	5-4	9	2-1	2-2	1-1
Nelms, Nick LB	3-5	8	2-2	0-2	1-1
Wright, Ronnell DL	4-4	8	1-1	DNP	3-3
Jackson, S. DE	3-3	6	1-1	0-2	2-0
Victorian, J. DB	3-2	5	2-0	1-1	0-1
Draper, Amos DL	1-3	4	1-0	0-2	0-1
Blackmon, D. DL	2-1	3	1-1	DNP	1-0
Humes, Chris DB	2-1	3	1-1	1-0	-
Owens, Markel DL	2-1	3	2-1	DNP	-
Holmes, Tausean DB	3-0	3	3-0	DNP	DNP
Girley, C. DB	0-2	2	0-1	0-1	DNP
Brown, Artez DB	2-0	2	-	1-0	1-0
Triplett, T. DB	0-2	2	-	0-2	-
Murry, Kedric	0-1	1	-	-	0-1
Jones, Julian	0-1	1	-	0-1	-
Oku, David	1-0	1	1-0	-	-
Dunaway, Darius DE	0-1	1	-	-	0-1
Gandy, John DE	1-0	1	1-0	DNP	DNP
Oliver, Cade	0-1	1	-	-	0-1

**The Automated ScoreBook**  
**Arkansas State Tackle For Loss Game-by-Game (as of Sep 15, 2012)**  
**All games**

TACKLES FOR LOSS	UA-A	Total	ORE	MEMPHIS	NEB
Jackson, S. DE	2-2	3.0	1.5-5	0.5-1	1.0-14
Starson, Tim DE	1-4	3.0	-	2.5-6	0.5-1
Herrold, Nathan LB	1-2	2.0	-	0.5-1	1.5-10
Stone, Chris DE	2-0	2.0	1.0-10	1.0-1	-
Gandy, John DE	1-0	1.0	1.0-1	DNP	DNP
Jones, Don	1-0	1.0	1.0-2	-	-
Draper, Amos DL	1-0	1.0	1.0-3	-	-
Porter, Eddie LB	0-1	0.5	-	0.5-0	-
Nelms, Nick LB	0-1	0.5	0.5-5	-	-
Young, Sterling DB	0-1	0.5	-	0.5-1	-
Scales, Chaz DB	0-1	0.5	-	0.5-0	-

**The Automated ScoreBook**  
**Arkansas State Sacks Game-by-Game (as of Sep 15, 2012)**  
**All games**

SACKS	UA-A	Total	ORE	MEMPHIS	NEB
Jackson, S. DE	1-1	1.5	0.5-4	-	1.0-14
Herrold, Nathan LB	1-0	1.0	-	-	1.0-9
Starson, Tim DE	1-0	1.0	-	1.0-3	-
Nelms, Nick LB	0-1	0.5	0.5-5	-	-



**The Automated ScoreBook**  
**Arkansas State Return Stats Game-by-Game (as of Sep 15, 2012)**  
**All games**

<b>PUNT RETURNS</b>	<b>No-Yds</b>	<b>ORE</b>	<b>MEMPHIS</b>	<b>NEB</b>
Hayes, Rocky	1-22	-	-	1-22
McKissic, J.D.	2--10	-	2--10	-

<b>KICK RETURNS</b>	<b>No-Yds</b>	<b>ORE</b>	<b>MEMPHIS</b>	<b>NEB</b>
Oku, David	4-71	4-71	-	-
Jackson, F.	2-53	-	-	2-53
Hayes, Rocky	2-50	1-26	-	1-24
Tryon, Andrew	2-33	1-14	1-19	-

<b>INT. RETURNS</b>	<b>No-Yds</b>	<b>ORE</b>	<b>MEMPHIS</b>	<b>NEB</b>
Scales, Chaz	1-5	1-5	-	-

<b>FUMBLE RETURNS</b>	<b>No-Yds</b>	<b>ORE</b>	<b>MEMPHIS</b>	<b>NEB</b>
Porter, Eddie	1-33	-	-	1-33
Jackson, S.	1-0	-	-	1-0

**The Automated ScoreBook**  
**Arkansas State Game Superlatives (as of Sep 15, 2012)**  
**All games**

**INDIVIDUAL GAME HIGHS**

Rushes	25	Oku, David vs Memphis (Sep 08, 2012)
Yards Rushing	111	Oku, David vs Memphis (Sep 08, 2012)
TD Rushes	2	Jackson, F. vs Memphis (Sep 08, 2012)
Long Rush	33	Hayes, Rocky vs Memphis (Sep 08, 2012)
Pass attempts	44	Aplin, Ryan at Oregon Ducks (09/01/12)
	44	Aplin, Ryan vs Memphis (Sep 08, 2012)
Pass completions	29	Aplin, Ryan at Oregon Ducks (09/01/12)
Yards Passing	321	Aplin, Ryan vs Memphis (Sep 08, 2012)
TD Passes	3	Aplin, Ryan at Oregon Ducks (09/01/12)
Long Pass	72	Aplin, Ryan at Oregon Ducks (09/01/12)
Receptions	13	Jarboe, Josh at Oregon Ducks (09/01/12)
Yards Receiving	101	Jarboe, Josh vs Memphis (Sep 08, 2012)
TD Receptions	1	McCants, Carlos at Oregon Ducks (09/01/12)
	1	Jarboe, Josh at Oregon Ducks (09/01/12)
	1	Jones, Julian at Oregon Ducks (09/01/12)
	1	Jarboe, Josh vs Memphis (Sep 08, 2012)
Long Reception	72	Jones, Julian at Oregon Ducks (09/01/12)
Field Goals	2	Davis, Brian at Oregon Ducks (09/01/12)
	2	Davis, Brian vs Memphis (Sep 08, 2012)
	2	Davis, Brian at Nebraska (Sep 15, 2012)
Long Field Goal	43	Davis, Brian at Oregon Ducks (09/01/12)
Punts	4	Sullivent, N. vs Memphis (Sep 08, 2012)
Punting Avg	48.0	Sullivent, N. at Nebraska (Sep 15, 2012)
Long Punt	58	Sullivent, N. vs Memphis (Sep 08, 2012)
Punts inside 20	1	Sullivent, N. at Nebraska (Sep 15, 2012)
	1	Aplin, Ryan at Nebraska (Sep 15, 2012)
Long Punt Return	22	Hayes, Rocky at Nebraska (Sep 15, 2012)
Long Kickoff Return	27	Jackson, F. at Nebraska (Sep 15, 2012)
Tackles	15	Lee, Qushaun at Nebraska (Sep 15, 2012)
Sacks	1.0	Starson, Tim vs Memphis (Sep 08, 2012)
	1.0	Herrold, Nathan at Nebraska (Sep 15, 2012)
	1.0	Jackson, S. at Nebraska (Sep 15, 2012)
Tackles For Loss	2.5	Starson, Tim vs Memphis (Sep 08, 2012)
Interceptions	1	Scales, Chaz at Oregon Ducks (09/01/12)

**The Automated ScoreBook**  
**Arkansas State Game Superlatives (as of Sep 15, 2012)**  
**All games**

**TEAM GAME HIGHS**

Rushes	54	vs Memphis (Sep 08, 2012)
Yards Rushing	298	vs Memphis (Sep 08, 2012)
Yards Per Rush	6.1	at Oregon Ducks (09/01/12)
TD Rushes	3	vs Memphis (Sep 08, 2012)
Pass attempts	44	at Oregon Ducks (09/01/12)
	44	vs Memphis (Sep 08, 2012)
Pass completions	29	at Oregon Ducks (09/01/12)
Yards Passing	321	vs Memphis (Sep 08, 2012)
Yards Per Pass	7.3	vs Memphis (Sep 08, 2012)
TD Passes	3	at Oregon Ducks (09/01/12)
Total Plays	98	vs Memphis (Sep 08, 2012)
Total Offense	619	vs Memphis (Sep 08, 2012)
Yards Per Play	6.5	at Oregon Ducks (09/01/12)
Points	34	at Oregon Ducks (09/01/12)
Sacks By	2	at Nebraska (Sep 15, 2012)
First Downs	34	vs Memphis (Sep 08, 2012)
Penalties	6	at Oregon Ducks (09/01/12)
	6	at Nebraska (Sep 15, 2012)
Penalty Yards	57	at Oregon Ducks (09/01/12)
Turnovers	3	at Oregon Ducks (09/01/12)
Interceptions By	1	at Oregon Ducks (09/01/12)
Punts	5	vs Memphis (Sep 08, 2012)
	5	at Nebraska (Sep 15, 2012)
Punting Avg	39.6	at Nebraska (Sep 15, 2012)
Long Punt	58	vs Memphis (Sep 08, 2012)
Punts inside 20	2	at Nebraska (Sep 15, 2012)
Long Punt Return	22	at Nebraska (Sep 15, 2012)



**The Automated ScoreBook**  
**Arkansas State Game Superlatives (as of Sep 15, 2012)**  
**All games**

**OPPONENT INDIVIDUAL GAME HIGHS**

Rushes	30	Abdullah, Ameer, at Nebraska (Sep 15, 2012)
Yards Rushing	167	Abdullah, Ameer, at Nebraska (Sep 15, 2012)
TD Rushes	2	Barner, Kenjon, at Oregon Ducks (09/01/12)
	2	Abdullah, Ameer, at Nebraska (Sep 15, 2012)
Long Rush	45	Abdullah, Ameer, at Nebraska (Sep 15, 2012)
Pass attempts	24	KARAM, Jacob, vs Memphis (Sep 08, 2012)
Pass completions	18	Mariota, Marcus, at Oregon Ducks (09/01/12)
Yards Passing	200	Mariota, Marcus, at Oregon Ducks (09/01/12)
TD Passes	3	Mariota, Marcus, at Oregon Ducks (09/01/12)
Long Pass	42	Martinez, T., at Nebraska (Sep 15, 2012)
Receptions	7	MALONE, Keiwone, vs Memphis (Sep 08, 2012)
Yards Receiving	90	MALONE, Keiwone, vs Memphis (Sep 08, 2012)
TD Receptions	2	Thomas, D., at Oregon Ducks (09/01/12)
	2	Bell, Kenny, at Nebraska (Sep 15, 2012)
Long Reception	42	Bell, Kenny, at Nebraska (Sep 15, 2012)
Punts	8	HORNSEY, Tom, vs Memphis (Sep 08, 2012)
Punting Avg	57.5	Maher, Brett, at Nebraska (Sep 15, 2012)
Long Punt	62	HORNSEY, Tom, vs Memphis (Sep 08, 2012)
Punts inside 20	7	HORNSEY, Tom, vs Memphis (Sep 08, 2012)
Long Punt Return	21	Abdullah, Ameer, at Nebraska (Sep 15, 2012)
Long Kickoff Return	28	Bell, Kenny, at Nebraska (Sep 15, 2012)
Tackles	15	BALLENTINE, Lon, vs Memphis (Sep 08, 2012)
Sacks	1.0	Ankrah, Jason, at Nebraska (Sep 15, 2012)
	1.0	Smith, P.J., at Nebraska (Sep 15, 2012)
	1.0	Martin, Eric, at Nebraska (Sep 15, 2012)
Tackles For Loss	2.0	FARMS, Johnnie, vs Memphis (Sep 08, 2012)
	2.0	Smith, P.J., at Nebraska (Sep 15, 2012)
Interceptions	1	Boyett, John, at Oregon Ducks (09/01/12)
	1	Smith, P.J., at Nebraska (Sep 15, 2012)

**The Automated ScoreBook**  
**Arkansas State Game Superlatives (as of Sep 15, 2012)**  
**All games**

**OPPONENT TEAM GAME HIGHS**

Rushes	59	at Nebraska (Sep 15, 2012)
Yards Rushing	347	at Nebraska (Sep 15, 2012)
Yards Per Rush	5.9	at Nebraska (Sep 15, 2012)
TD Rushes	4	at Oregon Ducks (09/01/12)
	4	at Nebraska (Sep 15, 2012)
Pass attempts	39	at Oregon Ducks (09/01/12)
Pass completions	28	at Oregon Ducks (09/01/12)
Yards Passing	308	at Oregon Ducks (09/01/12)
Yards Per Pass	12.9	at Nebraska (Sep 15, 2012)
TD Passes	4	at Oregon Ducks (09/01/12)
Total Plays	96	at Oregon Ducks (09/01/12)
Total Offense	605	at Oregon Ducks (09/01/12)
Yards Per Play	7.2	at Nebraska (Sep 15, 2012)
Points	57	at Oregon Ducks (09/01/12)
Sacks By	3	at Nebraska (Sep 15, 2012)
First Downs	34	at Oregon Ducks (09/01/12)
Penalties	8	at Oregon Ducks (09/01/12)
Penalty Yards	75	at Oregon Ducks (09/01/12)
Turnovers	4	at Nebraska (Sep 15, 2012)
Interceptions By	1	at Oregon Ducks (09/01/12)
	1	at Nebraska (Sep 15, 2012)
Punts	8	vs Memphis (Sep 08, 2012)
Punting Avg	57.5	at Nebraska (Sep 15, 2012)
Long Punt	62	vs Memphis (Sep 08, 2012)
Punts inside 20	7	vs Memphis (Sep 08, 2012)
Long Punt Return	21	at Nebraska (Sep 15, 2012)

# Arkansas St. (1 - 2 - 0)

Thru: 09/15/2012 - Week 3

## TEAM RANKINGS

120 teams ranked in Football Bowl Subdivision  
9 teams ranked in the Sun Belt Conference

## 2012 SCHEDULE AND RESULTS

1-2 L-1

Sun Belt Conference Record: 0-0

Sat 09/01/2012	@ Oregon *	34 - 57	L
Sat 09/08/2012	MEMPHIS *	33 - 28	W
Sat 09/15/2012	@ Nebraska	13 - 42	L
Sat 09/22/2012	ALCORN ST. *		
Sat 09/29/2012	WESTERN KY. *		
Thu 10/04/2012	@ FIU *		
Sat 10/13/2012	SOUTH ALA. *		
Tue 10/23/2012	@ La.-Lafayette *		
Sat 11/03/2012	@ North Texas *		
Thu 11/08/2012	LA.-MONROE *		
Sat 11/17/2012	@ Troy		
Sat 12/01/2012	MIDDLE TENN.		

HOME GAME IN CAPS \* Night Game ^ Neutral Site

OT Overtime Game

Category	National Rank	Actual	National Leader	Actual	Conf Rank	Sun Belt Conference Leader	Actual
Rushing Offense	27	224.00	Air Force	387.00	1	Arkansas St.	224.00
Passing Offense	47	254.33	Marshall	425.00	3	Troy	356.00
Total Offense	29	478.33	Oklahoma St.	686.67	3	Troy	537.67
Scoring Offense	75	26.67	Oklahoma St.	62.33	7	La.-Lafayette	33.67
Rushing Defense	117	261.00	Florida St.	33.67	9	Western Ky.	95.67
Pass Efficiency Defense	115	173.12	Florida St.	60.50	9	North Texas	118.75
Total Defense	103	475.00	Florida St.	103.33	8	Western Ky.	285.00
Scoring Defense	117	42.33	Florida St.	1.00	9	Middle Tenn.	24.67
Net Punting	110	31.64	Texas	49.40	8	La.-Lafayette	41.00
Punt Returns	96	4.00	Kansas St.	36.25	6	Western Ky.	15.86
Kickoff Returns	60	20.70	Rutgers	55.00	5	Middle Tenn.	34.70
Turnover Margin	T-70	-.33	Alabama	3.67	6	La.-Lafayette	2.00
Pass Defense	55	214.00	Florida St.	69.67	3	Western Ky.	189.33
Passing Efficiency	96	118.58	TCU	238.53	9	Middle Tenn.	156.72
Sacks	T-83	1.33	Texas A&M	6.00	3	Western Ky.	3.00
Tackles For Loss	T-83	5.00	Connecticut	10.67	4	La.-Lafayette	7.33
Sacks Allowed	T-23	1.00	Middle Tenn.	.00	4	Middle Tenn.	.00

T=tied at this ranking

## PLAYER RANKINGS

Player must have played in 75% of team's games  
Summary of the top 100 national leaders and top 25 conference leaders  
15 categories ranked

Category	Player	National Rank	Actual	National Leader	Actual	Conf Rank	Sun Belt Conference Leader	Actual
Rushing	David Oku	T-64	78.67	Franklin (UCLA)	180.33	2	Southward (Troy)	124.67
	Frankie Jackson		47.33			14		
	Ryan Aplin		42.67			16		
	Rocky Hayes		38.33			20		
Passing Efficiency (Min. 15 Att./Game)	Ryan Aplin	86	122.28	Pachall (TCU)	242.37	9	Kilgore (Middle Tenn.)	156.66
Total Offense	Ryan Aplin	20	297.00	Cato (Marshall)	422.67	3	Browning (La.-Monroe)	388.00
	David Oku		78.67			12		
	Frankie Jackson		47.33			22		
Receptions Per Game	J.D. McKissic	T-24	6.67	Bailey (West Virginia)	11.00	T-3	Leonard (La.-Monroe)	9.00
	Josh Jarboe	T-24	6.67			T-3		
Receiving Yards Per Game	J.D. McKissic	81	66.67	Bailey (West Virginia)	138.50	6	Amos (Middle Tenn.)	100.00
	Josh Jarboe		58.00			9		
	Julian Jones		38.33			24		
	Carlos McCants		34.33			25		
Interceptions	Chaz Scales	T-69	.33	Dowling (Western Ky.)	1.33	T-6	Dowling (Western Ky.)	1.33
Punting (Min. 3.6 Punts/Game)				Sellwood (Utah)	48.88		Baer (La.-Lafayette)	43.00
Punt Returns (Min. 1.2 Ret./Game)				Mark (Northwestern)	37.25		Andrews (Western Ky.)	18.83
Kickoff Returns (Min. 1.2 Ret./Game)	David Oku	85	17.75	Clayton (New Mexico)	43.33	8	Gilstrap (Middle Tenn.)	33.40
Field Goals	Brian Davis	T-8	2.00	Budzien (Northwestern)	2.67	2	Baer (La.-Lafayette)	2.67
Scoring	Brian Davis	T-57	8.67	Getz (Air Force)	18.00	T-4	Baer (La.-Lafayette)	11.67
	Josh Jarboe		4.00			T-15		
	Frankie Jackson		4.00			T-15		
All-Purpose Runners	David Oku	73	115.67	Franklin (UCLA)	222.33	6	Andrews (Western Ky.)	197.67
	Frankie Jackson		72.33			16		
	J.D. McKissic		65.33			T-20		
	Josh Jarboe		62.33			T-25		
Sacks	Rocky Hayes		62.33			T-25		
	Shervarius Jackson		.50	Moore (Texas A&M)	2.50	T-4	Boyd (Western Ky.)	.67
	Nathan Herrold		.33			T-8		
Tackles	Timothy Starson		.33			T-8		
	Nathan Herrold	T-28	10.33	Clancy (Boston College)	14.33	2	Cyprien (FIU)	10.67
	Qushaun Lee	T-49	9.00			T-4		
Tackles For Loss	Shervarius Jackson		1.00	Smallwood (Connecticut)	3.00	T-6	Jackson (Western Ky.)	1.67
	Timothy Starson		1.00			T-6		

	Nathan Herrold		.67			T-15		
	Chris Stone		.67			T-15		

T=tied at this ranking

